



HEBEI LINGYUE ELECTRIC EQUIPMENT CO.,LTD




Our products include electric power fittings, cable fittings, castings, copper and aluminum products, safety devices and so on productions.we build a quality and technology center to ensure our production of the best quality.Our company has passed the strict authentication of ISO9001 quality management, with the honor of China Honest company, China AAA credit enterprise, China AAA level contract and trustworthy enterprise, China AAA quality service integrity unit, China AAA credit supplier, China AAA level integrity management demonstration unit,.



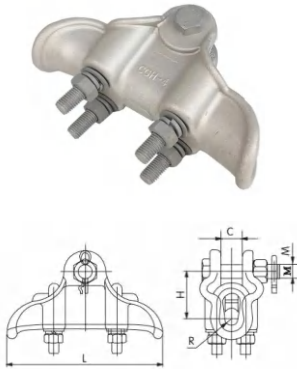


Electric Power safety products



CGH series suspension clamp

HEBEI LINGYUE ELECTRIC EQUIPMENT CO.,LTD

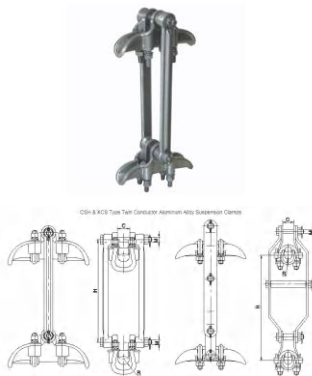


Catalog No.	Suitable Conductor Dia. (mm)	Main dimensions(mm)					Specified Failure load (kN)	Weight (kg)
		H	C	M	R	L		
CGH-2	5.1-12.5	52.5	25	16	18.0	166	40	1.0
CGH-3	12.4-17	50.5	23	16	11.5	200	40	1.5
CGH-4	19-23.5	59.5	27	16	13.5	225	40	2.3
CGH-5	24.2-28	70	32	16	16.0	260	60	4.4
CGH-6	25-35	68	35	16	17.5	216	60	3.6
CGH-8	48-53	97	56	20	27	300	60	5.5

The clamp body and keepers are aluminium alloy, cotter-pin is stainless steel, the other parts are hot-dip galvanized steel.

CSH & XCS type two-conductor aluminum alloy suspension clamp

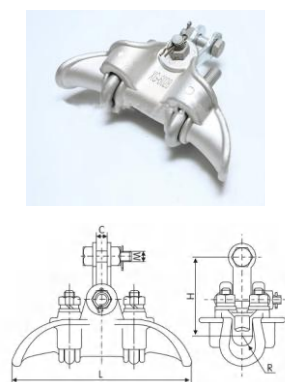
HEBEI LINGYUE ELECTRIC EQUIPMENT CO.,LTD



Type	Equivalent type	Conductor diameter (with wrapped objects) (mm)	Size (mm)				Nominal failure load (kN)	Matched clamp
			H	R	C	M		
XCS-2	UKHS-2	7.1-13.0	250	7.0	22	16	40	HGU-2
XCS-3	UHS-3	13.1-21.0	250	11.0	18	16	40	HGU-3
XCS-4	UHS-4	21.1-26.0	400	13.5	19	18	70	HGU-4
XCS-5	UKHS-5	23.0-33.0	400	17.0	42	18	100	HGU-5

XG Suspension clamp (bag type)

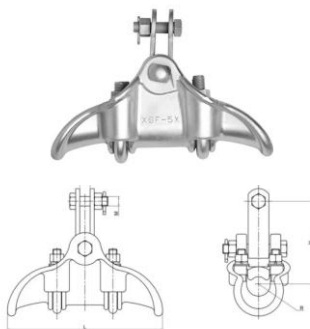
HEBEI LINGYUE ELECTRIC EQUIPMENT CO.,LTD



Catalog No.	Applicable of wire diameter	Main dimensions(mm)					Specified Failure load (kN)	Weight (kg)
		L	C	R	H	M		
XG-4022	13.2-22.0	210	20	11	120	16	40	2.9
XG-4028	19.6-28	250	20	14	130	16	40	3.5
XG-4034	27.4-34	280	20	17	130	16	40	4.0
XG-6028	19.6-28	250	20	14	130	16	60	3.5
XG-6034	27.4-34	300	20	17	130	16	60	4.0
XG-6040	32-40	300	20	20	135	16	60	4.8
XG-6046	36.8-46	330	20	23	135	16	60	5.4

XGF suspension clamp

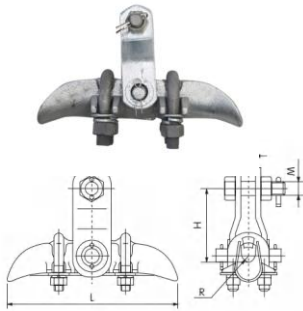
HEBEI LINGYUE ELECTRIC EQUIPMENT CO.,LTD



Catalog No.	Suitable diameter (mm)	Dimensions(mm)					Vertical breaking load (kN)
		H	L	R	C	M	
XGF-4X	20.2~25.0	129	300	14	20	16	60
XGF-5X	24.2~33.0	130	300	17	20	16	60
XGF-6X	34.0~43.0	157	300	23	20	18	90

XGU series suspension clamp

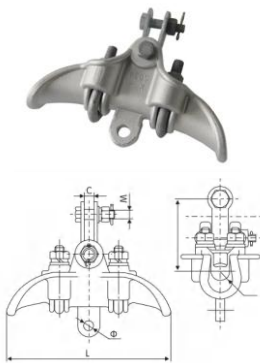
HEBEI LINGYUE ELECTRIC EQUIPMENT CO.,LTD



Catalog No.	Applicable of wire diameter	Main dimensions(mm)					Specified Failure load (kN)	Weight (kg)
		L	C	R	H	M		
XGU-1	5.0~7.0	180	18	4.0	82	16	40	1.4
XGU-2	7.1~13.0	200	18	7.0	82	16	40	1.8
XGU-3	13.1~21.0	220	18	11.0	102	16	40	2.0
XGU-4	21.1~26.0	251	18	13.5	110	16	40	3.0
XGU-5	23-33	300	18	17	87	16	70	4.4
XGU-6	24-44	300	18	23	93	16	70	4.7
XGU-7	45-52	300	25	27	100	16	70	5.0

XT suspension clamp

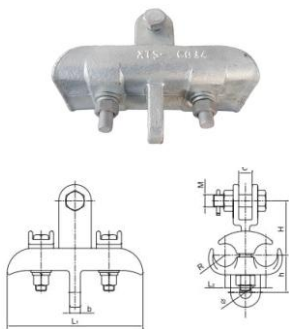
HEBEI LINGYUE ELECTRIC EQUIPMENT CO.,LTD



Catalog No.	Applicable of wire diameter	Main dimensions(mm)						Specified Failure load (kN)	Weight (kg)
		L	C	R	H	M	Φ		
XT-4022	13.2-22	180	20	11	120	16	18	40	3.0
XT-4028	19.6-28	250	20	14	130	16	18	40	3.6
XT-4034	27.4-34	280	20	17	130	16	18	40	4.1
XT-4040	32-40	300	20	20	135	16	18	40	4.9
XT-6028	19.6-28	250	20	14	130	16	18	60	3.6
XT-6034	27.4-34	300	20	17	130	16	18	60	4.1
XT-6040	32-40	300	20	20	135	16	18	60	4.9

XTS suspension clamp

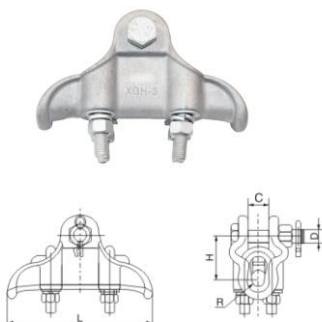
HEBEI LINGYUE ELECTRIC EQUIPMENT CO.,LTD



Catalog No.	conductor Diameter (mm)	Dimensions(mm)									Nominal Fail-Safe Load (kN)	Weight (kg)
		Φ	r	L1	L2	M	WITH	hour	HOUR	b		
XTS-1	21.0-25.0	-	13	200	50	16	19	-	77	-	70	3.4
XTS-2	25.0-31.0	18	16	200	56	16	18	62	77	16	70	5.0
XTS-5	23.0-33.0	18	17	200	60	18	20	55	70	16	100	4.2
XTS-6	34.0-45.0	18	23	250	77	16	20	70	103	18	70	7.5

XGH Suspension clamp

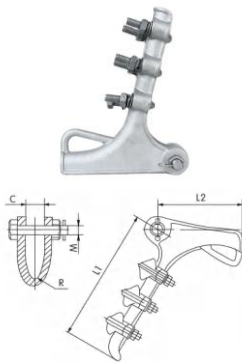
HEBEI LINGYUE ELECTRIC EQUIPMENT CO.,LTD



Item	Applicable conductor (mm)	Dimensions(mm)					Failure load (kN)	Weight (kg)
		H	C	D	R	L		
XGH-2	5.1-12.5	54.00	22.50	16.00	18.50	166.00	40	0.9
XGH-3	12.4-17	61.50	25.50	16.00	23.50	202.50	40	1.4
XGH-4	18-23.5	60.50	29.00	16.00	26.50	225.00	40	1.6
XGH-5	24.2-28	70.00	32.00	16.00	26.00	260.00	80	2.55

NLD tension clamp

HEBEI LINGYUE ELECTRIC EQUIPMENT CO.,LTD

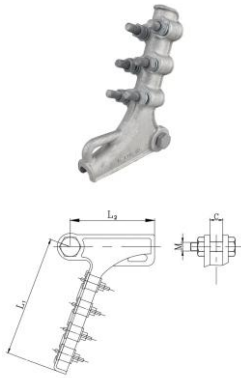


Catalog No.	Suitable Conductor Dia. (mm)	Dimensions(mm)					U bolt		Specified Failure load (kN)
		M	C	L1	L2	R	Pcs	Dia (mm)	
NLD-1	5.0-10.0	16	18	150	120	6.5	2	12	40
NLD-2	10.1-14.0	16	18	205	130	8.0	3	12	40
NLD-3	14.1-18.0	18	22	310	160	11.0	4	16	70
NLD-4	18.1-23.0	18	25	410	220	12.5	5	16	90
NLD-5	18.1-23.0	18	27	370	200	12.5	4	16	90

The clamp body and keepers are malleable iron, the closed-pin stainless steel work, the other parts are steel.

NLL series tension clamp

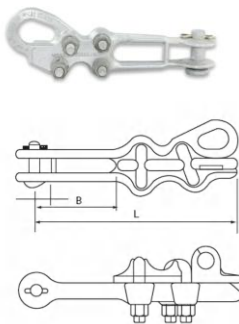
HEBEI LINGYUE ELECTRIC EQUIPMENT CO.,LTD



Catalog No.	Conductor diameter. (MM)	Dimensions(mm)				Nominal failure Load (kN)	Weight
		M	C	L1	L2		
NLL-1	5.1-11.5	16	19	140	120	40	1.0
NLL-2	8.9-18.5	16	24	176	187	40	1.6
NLL-3	5.0-15.0	16	18	310	160	70	1.9
NLL-4	12.1-21.8	16	30	298	284	90	4.1
NLL-5	18.0-30.0	22	36	446	342	120	7.0
NLL-6	27.0-38.0	22	44	560	360	120	8.1

NLZ Straight line tension clamp


HEBEI LINGYUE ELECTRIC EQUIPMENT CO.,LTD



Type	conductor Diameter (mm)	Dimensions(mm)			Number of bolts	Breaking load (kN)	Weight (kg)
		L	IN	D			
NLZ-1L	3.08-9.4	114	18	16	2	20	0.6
NLZ-2L	5.8-10.4	195	19	16	2	35	0.84
NLZ-3L	7.6-15.2	195	19	16	2	45	1.05
NLZ-4L	11.7-22.4	240	24	16	2	45	1.34

NUT clamp(adjustable type)


HEBEI LINGYUE ELECTRIC EQUIPMENT CO.,LTD



Item No.	Steel wire Conductor (mm)	Dimension(mm)				Ultimate Strength (KN)	Weight (kg)
		d	L	I	C		
NUT-1	6.6~7.8	16	370	200	56	45	2.1
NUT-2	9.0~11.5	18	430	250	62	88	3.2
NUT-3	13.0~14.0	22	500	300	74	143	5.4
NUT-4	15.0~16.0	24	580	350	82	164	7.2

NX wedge type clamp

HEBEI LINGYUE ELECTRIC EQUIPMENT CO.,LTD



Catalog No.	Applicable of wire diameter	Main dimensions(mm)				Specified Failure load (kN)	Weight (kg)
		C	M	L	R		
NX-1	6.6~7.8	18	16	150	6.0	45	1.20
NX-2	9.0~11.0	20	18	180	7.3	88	1.76
NX-3	13.0~14.0	25	24	195	8.0	143	3.20
NX-4	15.0~16.0	30	27	200	8.0	164	4.60

NXL series tension clamp

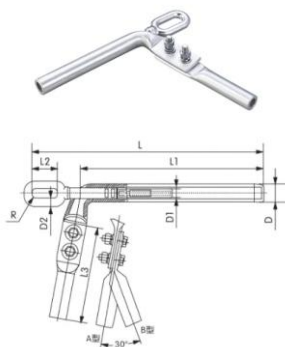
HEBEI LINGYUE ELECTRIC EQUIPMENT CO.,LTD



Stable design catalog No.	Catalog No.	Suitable conductor	Length (mm)	Grip strength (KN)	Specified failure load (KN)	Insulation cover type
NXL-1	NXL-1	35	245	3.4	7.5	NXL-95
		50		4.6		
NXL-2	NXL-1	70	255	6.7	14.5	NXL-150
		95		8.9		
NXL-3	NXL-2	120	255	11.3	23.4	NXL-150
		150		13.7		
NXL-4	NXL-3	185	300	17.3	36.4	NXL-240
		240		22.5		

NY hydraulic compression tension clamp

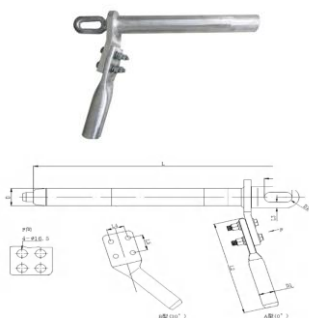
HEBEI LINGYUE ELECTRIC EQUIPMENT CO.,LTD



Catalog No.	Suitable Conductor	Dimensions(mm)								Grip Strength (kN)
		L	L1	L2	L3	D	D1	D2	R	
NY-50/8	LGJ-50/8	355	250	55	190	26	12	16	10	16.1
NY-50/30	LGJ-50/30	405	300	55	190	30	14	16	10	40.5
NY-70/10	LGJ-70/10	385	280	55	200	26	12	16	10	22.3
NY-70/40	LGJ-70/40	455	350	55	200	32	18	16	10	55.4
NY-95/15	LGJ-95/15	385	280	55	205	26	14	16	10	33.3
NY-95/20	LGJ-95/20	385	280	55	205	26	14	16	10	35.4

NYZ type hydraulic tension clamp

HEBEI LINGYUE ELECTRIC EQUIPMENT CO.,LTD



Type	Dimensions(mm)							ACSR/AS Range (kN)
	D1	D2	D3	r	L1	L2	L3	
NYZ-50BG	32	18	16	9.5	275	64	195	LB20J-50
NYZ-70BG	32	20	16	10	380	50	185	LB27J-70
NYZ-80BG	36	24	18	12	417	67	185	LB20J-80
NYZ-95BG	34	24	16	10	400	60	200	LB40J-95
NYZ-120BG	36	26	20	13	375	70	210	LB27J-120
NYZ-150BG	42	20	20	13	530	75	265	LB40J-150

T type clamp



ALPG groove clamp

HEBEI LINGYUE ELECTRIC EQUIPMENT CO.,LTD




The extrude aluminium clamps is suitable for connection of AL conductors of AL conductors was according to DIN 48201&ACSR conductors according to DIN 48204.

Type	Conductor Cross-section(mm ²)	Bolt
ALPG-1	AL16-120	2*M10*65
ALPG-2	AL50-240	2*M12*75

C type copper clamp

HEBEI LINGYUE ELECTRIC EQUIPMENT CO.,LTD



item No.	Conductor (mm ²)	Dimensions(mm)					
		H	A	B	L	C	T
CCT-10	7.5-14	9.5	63	6.2	12	4	1.6
CCT-16	14.5-16	11.8	7.8	7.8	13	5	2
CCT-20	16.5-20	12.8	8.6	9.7	13	5.4	2.9
CCT-26	21-26	14.7	10.2	10	16	6.5	3.2
CCT-44	27-44	19	13.4	14.4	20	8.5	4
CCT-60	45-60	21	15.4	15.4	22	9.7	4

CAPG bimetal groove clamp

HEBEI LINGYUE ELECTRIC EQUIPMENT CO.,LTD



Item number.	Size (mm ²)	Bolt
CAPG-A1	Cu 6-50 Al16-70	Single bolt
CAPG-A2	Cu 10-95 Al25-150	Single bolt

CUPG parallel groove clamp


HEBEI LINGYUE ELECTRIC EQUIPMENT CO.,LTD



Type	Conductor Cross-section(mm ²)	Bolt
CUPG-A1	CU16-70	1*M8*40
CUPG-A2	CU25-150	1*M8*45
CUPG-B1	CU6-35	2*M6*35
CUPG-B2	CU16-70	2*M8*45
CUPG-B3	CU25-150	2*M8*50
CUPG-B4	CU25-240	2*M10*60

JB parallel groove clamp

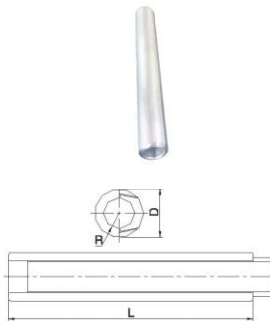
HEBEI LINGYUE ELECTRIC EQUIPMENT CO.,LTD



Type	Conductor Cross-section(mm ²)	Bolt
JB-0	16-25	2*M10*45
JB-1	35-50	2*M12*45
JB-2	70-95	3*M12*45
JB-3	120-150	3*M16*65
JB-4	185-240	3*M16*70

JBE repair sleeve

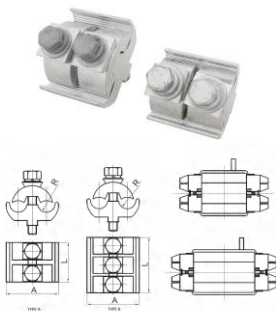
HEBEI LINGYUE ELECTRIC EQUIPMENT CO.,LTD



Type	Applicable conductor	Size (mm ²)			Weight (kg)
		D	L	R	
JBE-35/6	LGZzh-35/6	16	120	4.8	0.04
JBE-50/8	LGZzh-50/8	18	130	5.5	0.06
JBE-70/10	LGZzh-70/10	22	130	6.5	0.09
JBE-95/15~20	LGZzh-95/15~20	26	140	7.5	0.10
JBE-120/7	LGZzh-120/7	26	140	8.0	0.12
JBE-120/20~25	LGZzh-120/20~25	26	140	8.6	0.11

JBL parallel groove clamp

HEBEI LINGYUE ELECTRIC EQUIPMENT CO.,LTD

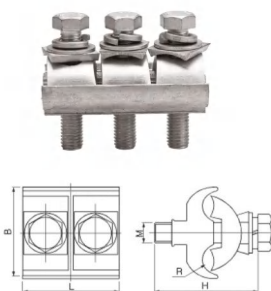


Type	Conductor Cross-section(mm ²)	Bolt
JBL-H-1A	16-70	2*M8*50
JBL-H-2A	16-120	2*M10*55
JBL-H-3A	50-240	2*M10*70
JBL-H-2B	16-120	3*M10*55
JBL-H-3B	50-240	3*M10*70

Notice:A type is 2 bolts,B type is 3 bolts.

JBL(Y) parallel groove clamp

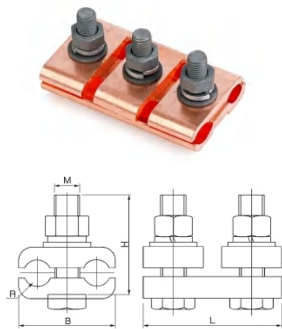
HEBEI LINGYUE ELECTRIC EQUIPMENT CO.,LTD



Item No.	Wire range(mm ²)	Main dimensions(mm)					Bolts Qty.
		L	B	H	R	M	
JBL(Y)-16-70	10-70	43	36	45	5	8	2
JBL(Y)-16-120	16-120	46	45	50	7	10	2
	16-120	67	45	50	7	10	3
JBL(Y)-50-240	50-240	47	63	65	10	10	2
	50-240	70	63	65	10	10	3
JBL(Y)-120-300	120-400	70	74	70	12.5	12	2
	120-400	90	74	70	12.5	12	3

JBT parallel groove clamp


HEBEI LINGYUE ELECTRIC EQUIPMENT CO.,LTD



Item No.	Wire range(mm ²)	Main dimensions(mm)					Bolts Qty.
		L	B	H	R	M	
JBT-00	16-25/16-25	50	35	35	3.5	10	2
JBT-10	35-50/16-25	60	40	35	5/3.5	10	2
JBT-11	35-50/35-50	60	40	35	5	10	2
JBT-21	70-95/35-50	98	50	50	7/5	12	2
JBT-22	70-95/70-95	98	50	50	7	12	2
JBT-31	120-150/35-500	108	62	50	8.5/5	12	3

JBTL-Q parallel groove clamp


HEBEI LINGYUE ELECTRIC EQUIPMENT CO.,LTD



Type	Conductor Cross-section(mm ²)	Bolt
JBTL-Q-1A	16-70	2*M8*50
JBTL-Q-2A	16-120	2*M10*55
JBTL-Q-3A	50-240	2*M10*70
Notice:A type is 2 bolts.		

JBTL-Y bimetal parallel groove clamp


HEBEI LINGYUE ELECTRIC EQUIPMENT CO.,LTD



Type	Conductor Cross-section(mm ²)	Bolt
JBTL-Y-1A	16-70	2*M8*50
JBTL-Y-2A	16-120	2*M10*55
JBTL-Y-3A	50-240	2*M10*70
Notice:A type is 2 bolts.		

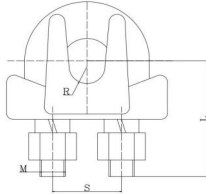
JBTY parallel groove clamp

HEBEI LINGYUE ELECTRIC EQUIPMENT CO.,LTD



Type	Conductor Cross-section(mm ²)	Bolt
JBTY-2A	16-120	2*M10*55
JBTY-3A	50-240	2*M10*70
Notice:A type is 2 bolts.		

JK guy wire clamp



HEBEI LINGYUE ELECTRIC EQUIPMENT CO.,LTD

Type	Suitable Dia. Steel Wire	Dimensions(mm)				Weight (kg)
		M	L	S	r	
JK-0	4.2-5.4	16	41	17	4	0.08
JK-1	6.6-7.8	18	54	22	5	0.2
JK-2	9.0-11.0	22	72	28	6	0.3
JK-3	12.0-14.0	24	60	33	7.5	0.35

The body is malleable cast iron. The rest are steel parts, all hot dip galvanized

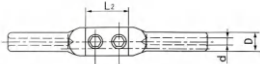
JX repair sleeve



HEBEI LINGYUE ELECTRIC EQUIPMENT CO.,LTD

Catalogue No.	Suitable conductor	Dimensions(mm)			Weight (kg)
		D	L	R	
JX-70/40	LGJF-70/40 LGJF-70/40	26	200	7.5	0.2
JX-90/40	LGJ-90/40	30	150	8.0	0.3
JX-95/55	LGJ-95/55	32	150	9.0	0.3
JX-95/140	LGJ-95/140	32	200	11.0	0.7
JX-150/25	LGJ-150/25	30	150	9.5	0.3
JX-150/35	LGJ-150/35	30	150	9.5	0.2

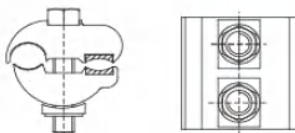
JYT jumper connector



HEBEI LINGYUE ELECTRIC EQUIPMENT CO.,LTD

Catalogue No.	Suitable conductor	Dimensions(mm)				Weight (kg)
		D	L1	L2	D	
JYT-35/6	LGJ-35/6	16	60	30	9.5	0.3
JYT-50/8	LGJ-50/8	18	60	30	11.0	0.3
JYT-70/10	LGJ-70/10	22	70	30	13.0	0.4
JTY-95/15	LGJ-95/15	26	80	30	15.0	0.5
JYT-95/55	LGJ-95/55	26	81	40	17.5	0.5
JYT-120/7	LGJ-120/7	28	80	40	16.0	0.6
JYT-120/20	LGJ-120/20	26	80	40	16.5	0.6

SLBG bimetal clamp



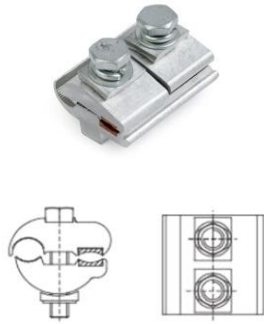
HEBEI LINGYUE ELECTRIC EQUIPMENT CO.,LTD

SLPG series bimetallic parallel groove clamp is suitable for connection of AL conductors & ACSR conductors with copper tap-off conductors.

Type	Conductor Cross-section(mm ²)	Bolt
SLPG-1	CU1.5-10/AL16-70	1bolt
SLPG-2	CU1.5-10/AL16-85	2bolts

SLPG parallel groove clamp

HEBEI LINGYUE ELECTRIC EQUIPMENT CO.,LTD

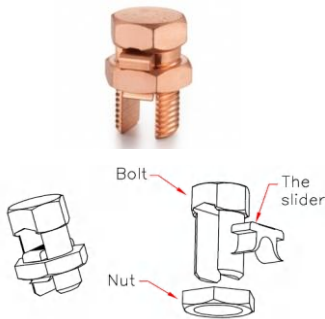


SLPG series bimetallic parallel groove clamp is suitable for connection of AL conductors & ACSR conductors with copper tap-off conductors.

Type	Conductor Cross-section(mm ²)	Bolt
SLPG-1	CU1.5-10/AL16-70	1bolt
SLPG-2	CU1.5-10/AL16-85	2bolts

TJ copper connecting clamp

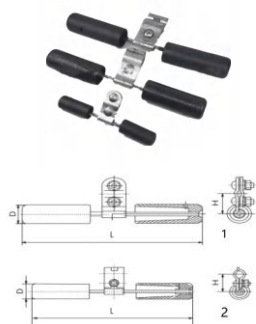
HEBEI LINGYUE ELECTRIC EQUIPMENT CO.,LTD



Item number.	L	M	H	S
T/J-16	27	11	5	16
T/J-25	27	14	7	18
T/J-35	35	18	8	22
T/J-50-70	42	20	12	24
T/J-90-120	45	24	14	26
T/J-150-185	60	28	17	30
T/J-200-240	72	30	20	32

FD damper

HEBEI LINGYUE ELECTRIC EQUIPMENT CO.,LTD

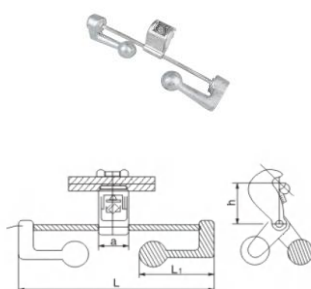


Catalogue No.	Suitable conductor		Fig No.	Main dimensions (mm)			Weight (kg)
	Steel wire	AAC&ACSR		L	D	H	
FD-1		35-50	1	300	40	40	1.5
FD-2		70-95	2	3710	46	55	2.4
FD-3		120-150	2	450	56	65	4.5
FD-4		185-240	2	500	62	70	5.6
FD-5		300-400	2	550	67	70	7.2
FD-6		500-630	2	550	70	75	8.6

Counter weight are gray iron Painted .The other parts are hot-dip galvanized steel.

FDZ damper

HEBEI LINGYUE ELECTRIC EQUIPMENT CO.,LTD



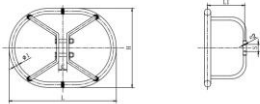
Item No.	Applicable conductor (mm)	Dimensions(mm)				Specifica-tion	Weight (kg)	Specifica-tion
		A	H	L1	L			
FDZ-1	7.0-12.0	50	66	120	320	19/1.8	0.7	1.8
FDZ-2	11.0-15.0	50	66	130	350	19/1.8	0.9	2.3
FDZ-3	14.0-19.0	60	66	150	430	19/2.2	1.7	4.4
FDZ-4	18.0-22.5	60	66	160	470	19/2.2	2.1	5.5
FDZ-5F	22.0-29.0	60	95	180	520	19/2.6	3	7.1
FDZ-6F	28.0-35.0	60	95	180	520	19/2.6	3.6	8.3

FJP-500C grading ring

HEBEI LINGYUE ELECTRIC EQUIPMENT CO.,LTD



Catalogue No.	Dimensions(mm)							Weight (kg)
	L	L1	HOUR	WITH	Φ1	Φ2	S	
FJP-500CDL/M16	700	290	600	22	50	18	80	4.2
FJP-500XD1L/R80	700	245	600	50	50	14	45	4.2

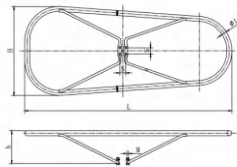


FJP-500N type grading and shielding ring

HEBEI LINGYUE ELECTRIC EQUIPMENT CO.,LTD



Catalogue No.	Dimensions(mm)						Weight (kg)
	HOUR	HOUR	S	Φ1	M	L	
FJP-500N	900	330	60	50	16	1450	18.5
FJP-500NL	900	330	60	50	16	1450	6.7
FJP-500NL1	900	380	60	50	16	1450	7.9
FJP-500NL2	900	380	60	50	16	1570	8.4
FJP-500NL3	900	380	60	50	16	1800	9.3
FJP-500NL4	800	380	60	50	16	1680	8.4

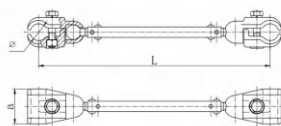


FJQ Spacers For Double Conductor

HEBEI LINGYUE ELECTRIC EQUIPMENT CO.,LTD



Catalogue No.	Cross-sectional area of the conductor	Main dimensions (mm)			Weight
		Φ	L		
FJQ-204	185~240	60	22.0	200	0.9
FJQ-205	300~400	60	29.0	200	1,1
FJQ-206	500~600	60	35.0	200	1.9
FJQ-404	185~240	60	22.0	400	1.0
FJQ-405	300~400	60	29.0	400	1.2
FJQ-406	500~600	60	35.0	400	2.0
FJQ-455	300~400	70	30.8	450	2.4

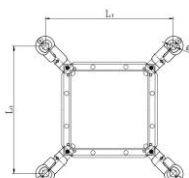


FJZ Spacer Dampers for Quad-bundle Jumper Conductors

HEBEI LINGYUE ELECTRIC EQUIPMENT CO.,LTD

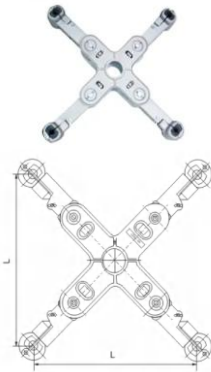


TYPE	Applicable conductor	main dimension(mm)	
		L1	Φ
FJZ—445/27B	400/35	450	27
FJZ—445/30B	500/45	450	30
FJZ—445/34B	630/45	450	34
FJZ—450/34B	630/45	500	34
FJZ—450/36B	720/50	500	36



FJZ square frame type spacer damper

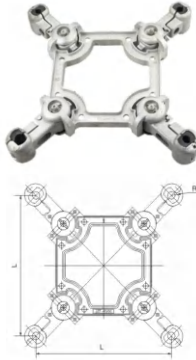
HEBEI LINGYUE ELECTRIC EQUIPMENT CO.,LTD



Item No.	Applicable Conductor(mm ²)	Dimension(mm)		Weight (kg)
		L	R	
JZX4-45300	23.0-24.5	450		7.5
JZX4-45300J	24.5-26.0	450		7.5
JZX4-45400	26.0-28.0	450		7.5
JZX4-45400J	28.1-29.5	450		7.5
JZX4-45500G	30	450		8.2

FJZ Square Separation Damper

HEBEI LINGYUE ELECTRIC EQUIPMENT CO.,LTD



Item No.	Applicable Conductor(mm ²)	Dimension(mm)		Weight (kg)
		L	R	
FJZ-445F/300	LGJ-300/20.25.40.50	450	9.7	7.8
FJZ-445F/300A	LGJ-300/70	450	10.6	8.8
FJZ-445F/400	LGJ-400/50.65	450	12	9.8
FJZ-445F/400A	LGJ-400/20.25.35	450	11.4	10.8
FJZ-445F/400B	LGJ-400/95	450	12.6	11.8

FJZ-Spacers For Double bus-bar Conductor Accept customization

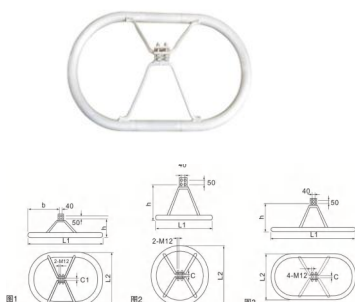
HEBEI LINGYUE ELECTRIC EQUIPMENT CO.,LTD



Catalogue No.	Cross-sectional area of the conductor	Main dimensions (mm)	(kg)
FJZ-240/22	JL/G1A-240/30、 JL/G1A-240/40	400	
FJZ-240/24	JL/G1A-300/25、 JL/G1A-300/40	400	
FJZ-240/27	JL/G1A-400/35	400	
FJZ-240/28	IL/G1A-400/50	400	
FJZ-250/30	IL/G1A-500/45	500	
FJZ-260/30	JL/G1A-500/45	600	
FJZ-250/34	JL/G1A-630/45、 JL/G1A-630/55	500	

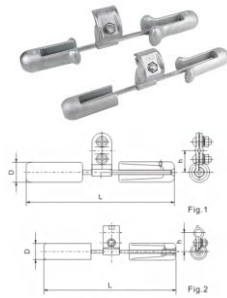
FP grading ring

HEBEI LINGYUE ELECTRIC EQUIPMENT CO.,LTD



Model	Fig	Dimensions(mm)					Weight (kg)
		L1	L2	h	b	C	
FP-1060x660SP	1	1060	660	310	330	18	6.7
FP-820x660S	1	820	660	150	330	13	5.3
FP-660	2	660	660	190		18	4.8
FP-1060x660D	3	1060	660	200		24	6.1
FP-1060x660S	3	1060	660	410		24	6.5


FR damper



HEBEI LINGYUE ELECTRIC EQUIPMENT CO.,LTD

Catalogue No.	Suitable conductor		Fig No.	Main dimensions (mm)			Weight (kg)
	Steel wire	AAC&ACSR		L	D	H	
FR-1		35-50	2	300	40	40	1.5
FR-2		70-95	1	370	46	55	2.4
FR-3		120-150	1	450	56	65	4.5
FR-4		185-240	1	500	62	70	5.6
FR-5		300-400	1	550	67	70	7.2
FR-6		500-630	1	550	70	75	8.6

MRJ bus-bar spacing board

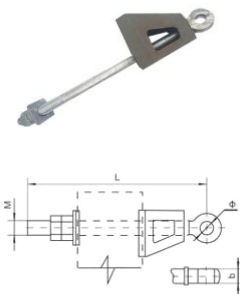


HEBEI LINGYUE ELECTRIC EQUIPMENT CO.,LTD

Catalogue No.	Suitable Conductor Dia.(mm)	Dimensions(mm)			Weight (kg)
		A	L	R	
MRJ-4/120	19.02~21.28	50	120	11	0.4
MRJ-5/120	23.70~27.36	60	120	14	0.6
MRJ-6/120	30.16~33.20	70	120	17	0.7
MRJ-4/200	19.02~21.28	50	200	11	0.9
MRJ-5/200	23.70~27.36	60	200	14	1.0
MRJ-6/200	30.16~33.20	70	200	17	1.2

The clamp is aluminium alloy,the other parts are hot-dip galvanized steel.

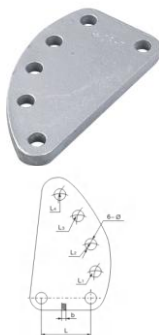
BD ground wire hangers



HEBEI LINGYUE ELECTRIC EQUIPMENT CO.,LTD

No.	Suitable range	Overall dimensions (mm)				Weight (kg)
		b	Φ	M	L	
BD-1839	Φ190	18	18	20	390	4.26
BD-2244	Φ230	18	22	20	440	4.77
BD-2451	Φ300	18	24	20	510	5.25
BD-2762	Φ400	18	27	20	620	7.10

DB adjusting plate

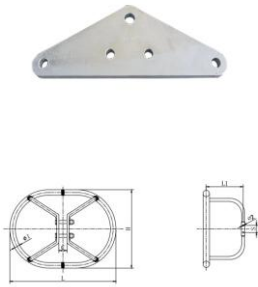


HEBEI LINGYUE ELECTRIC EQUIPMENT CO.,LTD

Item No.	Dimension							Rated Failure load(KN)	Weight (kg)
	Φ	L	L1	L2	L3	L4	b		
DB-7	18	70	95	120	145	170	16	70	1.7
DB-10	20	80	110	140	170	200	16	100	2.7
DB-12	24	100	135	170	205	240	16	120	3.2
DB-16	26	110	125	140	155	170	18	160	4.1
DB-20	30	120	135	150	165	180	26	200	7.4
DB-25	33	135	135	150	165	180	30	250	11.5

L type Yoke plate

HEBEI LINGYUE ELECTRIC EQUIPMENT CO.,LTD

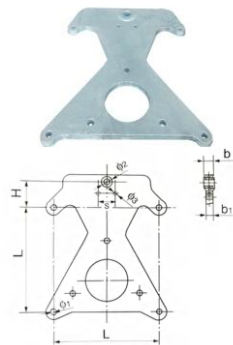


Catalog No.	Dimensions(mm)						Specified Failure Load (KN)	Weight (kg)
	H	L	b1	b	Φ	Φ1		
L-1040	70	400	16	16	20	18	100	4.43
L-1240	70	400	16	16	24	18	120	4.66
L-1640	100	400	18	18	26	20	160	5.80
L-2140	100	400	26	16	30	20	210	6.90
L-2052	100	520	26	16	30	26	200	8.00
L-2055	200	550	26	16	30	24	200	11.80
L-2540	110	400	30	16	33	24	250	9.00

Material: Hot-dip galvanized steel.

LC yoke plate

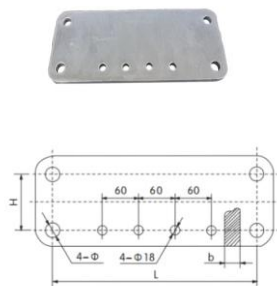
HEBEI LINGYUE ELECTRIC EQUIPMENT CO.,LTD



Catalog No.	Dimensions(mm)								Nominal failure load (kN)	Weight (kg)
	L	HOUR	Φ1	Φ2	Φ3	b	b1	s		
LC-1645	450	95	20	26	28	28	28	80	160	26.0
LC-2145	450	95	18	30	-	26	18	-	210	20.0
LC-2545	450	95	20	33	18	30	18	80	250	+25.5
LC-3045	450	95	24	39	14	32	18	80	300	27.1
LC-3245	450	95	20	39	-	32	18	-	320	27.4
LC-4245	450	100	22	39	18	22	22	60	420	35.4

LF Galvanized Clamp Plate

HEBEI LINGYUE ELECTRIC EQUIPMENT CO.,LTD

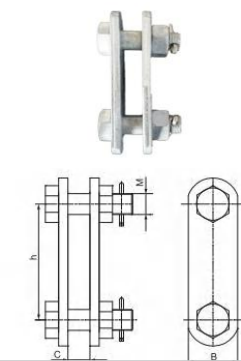


Stable design catalog No.	Dimensions (mm)				Specified failure load (KN)	Weight (kg)
	H	L	b	Φ		
LF-21-110/400	110	400	16	20	210	8.9
LF-25-120/400	120	400	16	24	250	10.0
LF-32-120/400	120	400	16	26	320	11.6
LF-42-120/500	120	500	20	26	420	15.8
LF-64-120/450	120	450	28	23	640	22.0

Hot-dip galvanized steel.

P type parallel celvis

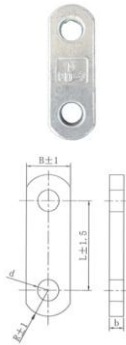
HEBEI LINGYUE ELECTRIC EQUIPMENT CO.,LTD



Catalog No.	Dimensions (mm)				Breaking load (KN)	Weight (kg)
	WITH	M	hour	IN		
P-7	18	16	70	40	70	0.6
P-10	20	18	80	45	100	0.9
P-12	24	22	80	55	120	1.3
P-16	26	24	90	60	160	2.4
P-21	30	27	120	70	210	4.1
P-25	34	30	120	78	250	5.3

PD plate

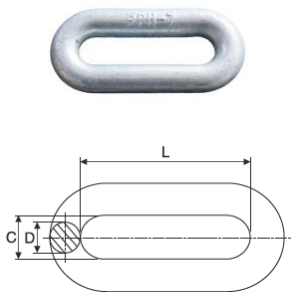
HEBEI LINGYUE ELECTRIC EQUIPMENT CO.,LTD



Catalog No.	Dimensions (mm)					Breaking load (KN)	Weight (kg)
	b	d	L	IN	r		
PD-7	16	18	70	40	23	70	0.45
PD-10	16	20	80	45	25	100	0.60
PD-12	16	24	100	50	30	120	0.85
PD-16	18	26	100	60	33	160	1.10
PD-20	26	30	120	72	36	200	2.50

PH extension ring

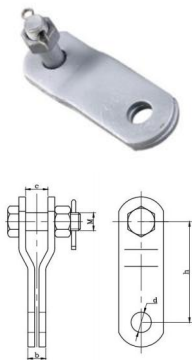
HEBEI LINGYUE ELECTRIC EQUIPMENT CO.,LTD



Type	Universal type	Dimensions (mm)			Rated failure load(kN)
		C	D	L	
PH-7	PH-0780	20	16	80	70
PH-10	PH-10100	22	16	100	100
PH-12	PH-12120	24	18	120	120
PH-16	PH-16120	26	20	120	160
PH-21	-	30	24	160	210
PH-25	-	34	26	160	250
PH-30	-	38	30	180	300

PS type parallel clevis

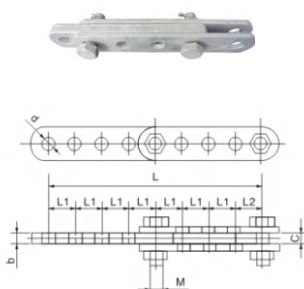
HEBEI LINGYUE ELECTRIC EQUIPMENT CO.,LTD



Catalog No.	Dimensions (mm)					Breaking load (KN)	Weight (kg)
	WITH	b	M	d	hour		
PS-7	18	16	16	20	90	70	0.6
PS-10	20	16	18	20	90	100	0.8
PS-12	24	20	22	24	95	120	1.7
PS-16	26	24	24	26	210	160	3.2
PS-21	30	28	27	30	140	210	4.0
PS-30	38	32	36	39	150	300	5.9
PS-40	44	40	42	45	150	400	5.9

PT adjusting plate

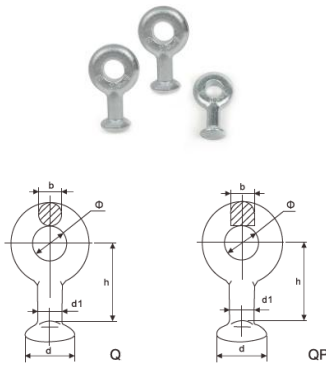
HEBEI LINGYUE ELECTRIC EQUIPMENT CO.,LTD



Item No.	Dimensions(mm)							Nominal failure load (kN)	Weight (kg)	
	L1	L2	M	d	b	c	L			
PT-7	45	60	16	18	16	18	225	345	70	2
PT-10	50	65	18	20	16	20	225	300	100	2.9
PT-12	60	75	22	24	16	24	300	465	120	5.2
PT-16	65	50	24	26	18	26	325	505	160	7
PT-20	70	60	27	29	24	30	350	550	200	10.14

Q、QP ball eye

HEBEI LINGYUE ELECTRIC EQUIPMENT CO.,LTD



Type	Universal type	Coupling Designated size	Dimensions (mm)					Rated failure load(kN)
			d1	Φ	b	d	h	
Q-5	-	11	11.9	18	12	22.8	50	50
Q-7	-	16	17	22	16	33.3	50	70
Q-10	-	16	17	22	16	33.3	50	100
Q-12	-	16	17	24.5	16	33.3	53	120
QP-16	QP-1660	20	21	26	20	41.0	60	160
QP-21	-	24	25	30	24	49.0	80	210
QP-25S	QP-2580	24	25	30	24	49.0	80	250
QP-30	-	24	25	39	28	49.0	80	300

Q Ball Clevis

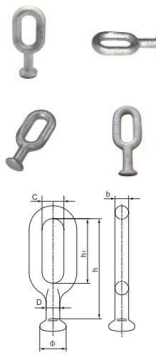
HEBEI LINGYUE ELECTRIC EQUIPMENT CO.,LTD



Catalog No.	Dimensions (mm)					Breaking load (KN)	Weight (kg)
	Φ	H	C	M	D		
Q-7U	33.3	75	18.5	16	16	70	0.6
Q-10U	33.3	80	20	18	17	100	0.7
Q-12U	33.3	75	20	22	17	120	1.0
Q-16U	41.0	80	22	24	20	160	1.1
Q-21U	41.0	85	24	24	20	210	1.5
Q-30U	49.0	120	32	30	25	300	3.2

QH ball eye

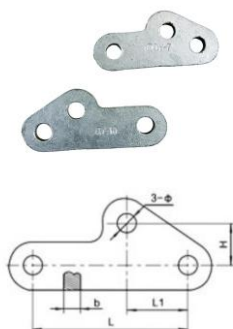
HEBEI LINGYUE ELECTRIC EQUIPMENT CO.,LTD



Catalog No.	Dimensions (mm)						Breaking load (KN)	Weight (kg)
	Φ	hour	H1	WITH	D	IN		
QH-7	33.3	114	57	24	17	16	70	0.6
QH-10	33.3	110	60	22	17	18	100	0.8
QH-12	33.3	120	70	22	17	18	120	0.9
QH-16	41.0	127	80	34	21	20	160	1.2
QH-21S	41.0	155	100	34	21	20	210	1.2
QH-25S	49.0	165	100	34	25	24	250	1.8
QH-32S	49.0	175	110	34	25	28	320	2,2

QY type towing plates

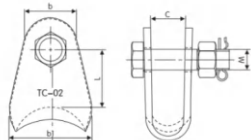
HEBEI LINGYUE ELECTRIC EQUIPMENT CO.,LTD



Item No.	Dimensions(mm)								Nominal failure load (kN)	Weight (kg)
	L1	L2	M	d	b	c	L			
PT-7	45	60	16	18	16	18	225	345	70	2
PT-10	50	65	18	20	16	20	225	300	100	2.9
PT-12	60	75	22	24	16	24	300	465	120	5.2
PT-16	65	50	24	26	18	26	325	505	160	7
PT-20	70	60	27	29	24	30	350	550	200	10.14

TC thimble clevis

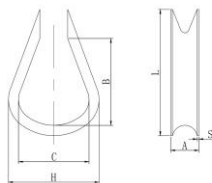
HEBEI LINGYUE ELECTRIC EQUIPMENT CO.,LTD



Catalog No.	Dimensions (mm)					Specified failure load(kN)	Weight (kg)
	b	b1	L	C	M		
TC-02	32	48.5	35	18	12	20	0.23

Thimble

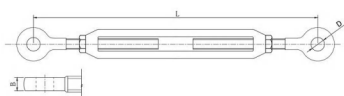
HEBEI LINGYUE ELECTRIC EQUIPMENT CO.,LTD



A(mm)	B (mm)	C (mm)	HOUR (mm)	S (mm)	L (mm)	Weight (kg)
2	14	7	11.5	0.8	20	0,001
3	16	10	16	0.8	23	0.002
4	18	11	17	1	25	0.003
5	22	12.5	20	1	32	0,005
6	25	14	22	1	37	0,007
8	34	18	29	1.5	48	0,017

Turnbuckles

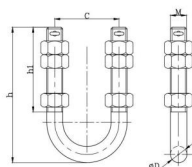
HEBEI LINGYUE ELECTRIC EQUIPMENT CO.,LTD



Catalogue No.	Adjustment range L(Mm)	Dimensions(mm)		Nominal load at failure(KN)	Weight (kg)
		IN	D		
HL-072529	250-290	16	18	70	1.6
HL-073042	300-420	16	20	70	1.9
HL-073045	340-500	16	18	70	2.0
HL-073552	350-520	16	18	70	2.1
HL-074772	470-720	16	18	70	2.5
HL-075080	500-800	16	18	70	2.6

U type bolt

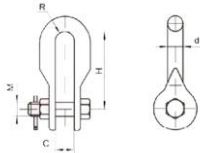
HEBEI LINGYUE ELECTRIC EQUIPMENT CO.,LTD



Catalog No.	Dimensions (mm)					Nominal failure load (kN)	Weight (kg)
	WITH	M	D	hour	h1		
U-1240	40	12	12	80	45	35	0.4
U-1440	40	14	14	90	60	35	0.42
U-1470	70	14	14	120	70	40	0.46
U-1660	60	16	16	90	60	50	0.6
U-1670	70	16	16	140	70	50	0.8
U-1680	80	16	16	122	80	50	0.62

U Type shackle

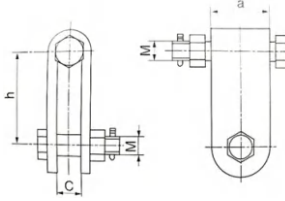
HEBEI LINGYUE ELECTRIC EQUIPMENT CO.,LTD



Model	Main size (mm)					Breaking load (KN)	Weight (kg)
	C	M	D	H	R		
U-7	20	16	16	80	10	70	0.44
U-10	22	18	18	85	11	100	0.54
U-12	24	22	20	90	12	120	0.96
U-16	26	24	22	95	13	160	1.47
U-21	30	27	24	100	15	210	2.20
U-25	34	30	26	110	17	250	2.79
U-30	38	36	30	130	19	300	3.75

UB type clevis

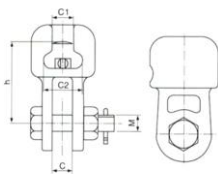
HEBEI LINGYUE ELECTRIC EQUIPMENT CO.,LTD



Catalog No.	Dimensions (mm)				Nominal failure load (kN)	Weight (kg)
	WITH	M	hour			
UB-7	18	16	70	45	70	0.8
UB-10	20	18	80	45	100	1,1
UB-12	24	22	100	60	120	2.8
UB-16	26	24	100	60	160	2.9
UB-21	30	27	120	72	210	4.6
UB-25	30	30	120	62	250	5.3

WS type socket clevis

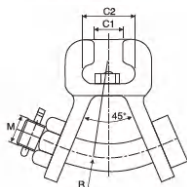
HEBEI LINGYUE ELECTRIC EQUIPMENT CO.,LTD



Type	Dimensions (mm)					Designated size of coupling	Rated failure load(kN)	Weight (kg)
	C	C1	C2	M	H			
WS-7	18	19.2	34.5	16	70	16	70	0.97
WS-10	20	19.2	34.5	18	85	16	100	1.70
WS-12	24	23.0	42.5	22	90	20	120	3.81
WS-16	26	23.0	42.5	24	95	20	160	2.64
WS-20	30	27.5	51.0	27	100	24	200	4.30
WS-30	36	27.5	51.0	36	110	24	300	5.70

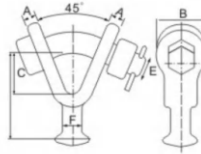
WSY Socket-clevis Eye

HEBEI LINGYUE ELECTRIC EQUIPMENT CO.,LTD



Type	Coupling Designated size	Dimensions(mm)				Rated failure load(kN)
		C1	C2	M	R	
WSY-21	20	23	42.5	27	100	210
WSY-30	24	27.5	51	30	110	300

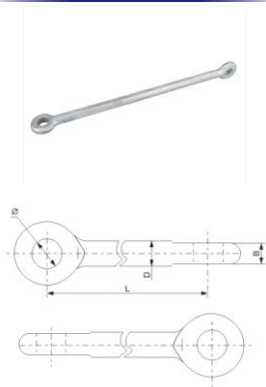
Y type ball clevis



HEBEI LINGYUE ELECTRIC EQUIPMENT CO.,LTD

Item No.	Ultimate Strength kN.	Approx. Weight Kg.	Dimensions(mm)					
			A	B	C	D	E	F
BYC80	30	0.8	12	45	38	80	20	16
BYC50	50	1.2	14	55	60	100	22	22

YL extension rods



HEBEI LINGYUE ELECTRIC EQUIPMENT CO.,LTD

Item No.	Dimensions (mm)				Nominal failure load (kN)	Weight (kg)
	D	Φ	B	L		
YL-1012	20	20	16	120	100	0.8
YL-1040	20	20	16	400	100	1.1
YL-1050	20	20	16	500	100	1.4
YL-1069	20	20	16	690	100	1.9
YL-10100	20	20	16	1000	100	2.2
YL-1243	22	24	18	430	120	1.6

Hot-dip galvanized steel

ZBS type clevis

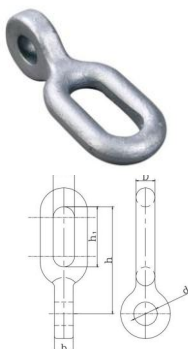


HEBEI LINGYUE ELECTRIC EQUIPMENT CO.,LTD

Stable design Catalog No.	Dimensions (mm)					Rated failure load(kN)	Weight (kg)
	C	b	M1	M2	H		
ZBS-07/10-80	20	45	18	16	80	70	2.5
ZBS-10/12-100	20	60	22	18	100	100	3.6
ZBS-12/16-100	20	60	24	22	100	120	3.9
ZBS-16/21-100	22	80	24	24	100	160	4.0
ZBS-21/42-100	24	100	36	24	100	210	8.0
ZBS-25/42-100	28	100	36	27	100	250	8.5

The cotter pin are stainless steel. the other parts are Hot-dip galvanized steel.

ZH link

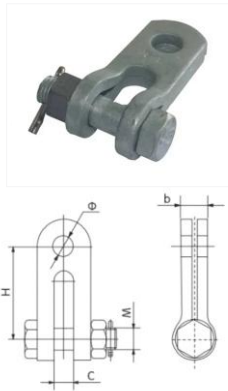


HEBEI LINGYUE ELECTRIC EQUIPMENT CO.,LTD

Catalog No.	Dimensions (mm)						Breaking load (kN)	Weight (kg)
	D	IN	WITH	D	H1	hour		
ZH-7	16	16	24	20	57	100	70	0.9
ZH-10	18	16	22	20	66	100	100	1,1
ZH-12	18	16	22	24	65	115	120	1,1
ZH-16	22	18	26	26	75	135	160	1.2
ZH-21	24	26	32	30	75	150	210	2,3

ZS type clevis

HEBEI LINGYUE ELECTRIC EQUIPMENT CO.,LTD



stable design Catalog No.	Catalog No.	Dimensions (mm)					Specified failure load(kN)	Weight (kg)
		C	b	M	Φ	H		
ZS-0780	ZS-7	18	16	16	20	80	70	0.58
ZS-1080		20	22	16	20	65	70	0.65
	ZS-10	20	18	18	20	80	100	0.90
	ZS-12	22	22	22	24	80	120	1.0
	ZS-16	26	24	24	26	90	160	1.60
	ZS-25	33	30	30	33	120	250	4.33
	ZS-30	38	34	36	39	150	300	5.64

IPC insulation piercing connector

HEBEI LINGYUE ELECTRIC EQUIPMENT CO.,LTD



Item No.	Main conductor size(mm ²)	Branch conductor size(mm ²)	Bolts QTY.
IPC3.1	16-95	10-25	1
IPC3.2	70-95	70-95	1
IPC3.3	120-185	16-25	1
IPC3.4	70-185	70-185	2

JBC insulation piercing connector

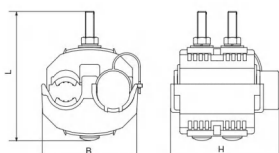
HEBEI LINGYUE ELECTRIC EQUIPMENT CO.,LTD



Item No.	Main conductor size(mm ²)	Branch conductor size(mm ²)	Bolts QTY.
JBC-0	25-70	6-35	1
JBC-1	35-70	6-35	1
JBC-2	35-150	35-150	1
JBC-3	50-240	50-150	2

JJC insulation piecing connector


HEBEI LINGYUE ELECTRIC EQUIPMENT CO.,LTD



Application of voltage	Catalog No.	Main wire	Branch with	Dimensions(mm)			Bolt No.	Torque value
				L	B	H		
1KV	JJC1.5~25/1.5~10	1.5~25	1.5~10	45	27	60	1	13
	JJC16~70/4~15	16~70	4~25	52	52	85	1	25
	JJC16~70/16~70	16~70	16~70	52	52	85	1	25
	JJC16~120/16~20	16~120	16~120	52	52	85	1	25
	JJC16~95/4~35	16~95	4~35	60	45	85	1	25
	JJC25~95/25~95	25~95	25~95	65	56	85	2	25

JJCD insulation piecing connector

HEBEI LINGYUE ELECTRIC EQUIPMENT CO.,LTD



model	Equivalent model	Applicable voltage	Applicable wire	Main dimensions (mm)			Nominal current	Number of bolts	Puncture depth
		(kV)	(mm ²)	A	B	H	(A)	(Pieces)	(mm)
JJCD1-95/16	JJCD1-16-95	1	16-95	120	103	80	214	1	3-4
JJCD1-120/35	JJCD1-35-120	1	35-120	120	103	80	316	2	3-4
JJCD1-150/50	JJCD1-50-150	1	50-150	120	103	80	316	1	3-4
JJCD1-185/95	JJCD1-95-185	1	95-185	125	103	110	276	1	3-4
JJCD1-240/150	JJCD1-150-240	1	150-240	125	103	110	276	1	3-4

TTD insulation piecing connector

HEBEI LINGYUE ELECTRIC EQUIPMENT CO.,LTD



Type	Main line (mm ²)	Branch line (mm ²)	Max current (A)	Bolt	Torque nut
TTD041FJ	6-35	1.5-10	86	1*M8*13mm	F1309
TTD051FJ	16-95	1.5-10	86	1*M8*13mm	F1309
TTD101FJ	6-50	2.5(6)-35	200	1*M8*13mm	F1314
TTD151FJ	25-95	2.5(6)-35	200	1*M8*13mm	F1314
TTD201FJ	35-95	25-95	377	1*M8*13mm	F1318
TTD251FJ	50-150	25-95	377	1*M8*13mm	F1318

1.1 hanging clamp

HEBEI LINGYUE ELECTRIC EQUIPMENT CO.,LTD




1.1 suspension clamp are designed to suspend self supporting LV-ABC cable on the poles with the insulated neutral messenger.

Type	Cross section (mm ²)
1.1A	16-95
1.1B	16-95

ADSS Hanging Clamp

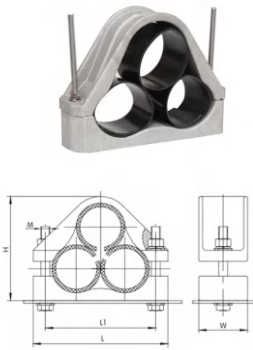
HEBEI LINGYUE ELECTRIC EQUIPMENT CO.,LTD



item number.	Cable diameter
HDZ-8510	8.5-10.0mm
HDZ-10115	10-11.5mm
HDZ-11513	11.5-13mm
HDZ-13145	13-14.5mm
HDZ-14516	14.5-16mm
HDZ-16175	16-17.5mm
HDZ-17519	17.5-19mm

JGP Aluminum cable fixing clamp

HEBEI LINGYUE ELECTRIC EQUIPMENT CO.,LTD



Catalog No.	Applicable outside diameter of cable	Main dimensions(mm)				
		L	W	H	L1	M
JGP-1	45~55	180	65	135	150	12
JGP-2	55~68	224	70	156	186	12
JGP-3	68~80	274	75	186	224	14
JGP-4	80~90	288	80	205	245	14
JGP-5	90~100	332	100	235	280	16
JGP-6	100~114	342	100	252	290	16
JGP-7	114~130	352	100	265	300	16

PS4 J type hanging clamp

HEBEI LINGYUE ELECTRIC EQUIPMENT CO.,LTD



J type hanging clamp has a nice appearance. It is a type of hanging fitting or clamp hanger.

TYPE	Cross section (mm ²)	Breaking load(kN)
PS4*25	25	8
PS4*35/SHC-1	35	8
PS4*50	50	8
PS4*70/SHC-2	70	12
PS4*95/SHC-3	95	12
PS4*120	120	12

PS94 hanging clamp

HEBEI LINGYUE ELECTRIC EQUIPMENT CO.,LTD



PS94 suspension clamps are designed to hang LV-ABC lines with bare neutral messenger. It consists of aluminum alloy clamp body and with plastic mould base.

TYPE	Cross section (mm ²)	Breaking load(kN)
PS94	16-95	12kN

PS95 hanging clamp

HEBEI LINGYUE ELECTRIC EQUIPMENT CO.,LTD



Item number.	Section (mm ²)	Conductor (mm)	Breaking load
95A	25-95	7.5-16.5	10KN
95B	25-95	7.5-16.5	15KN

PS96 hanging clamp

HEBEI LINGYUE ELECTRIC EQUIPMENT CO.,LTD



PS96 clamps are used to hang low voltage aerial cables on poles with insulated neutral messenger.

TYPE	Cross section (mm ²)	Breaking load(kN)
PS95	25-95	12kN

PS1500 Nylon cable hanging clamp

HEBEI LINGYUE ELECTRIC EQUIPMENT CO.,LTD



TYPE	Cross section (mm ²)	Breaking load(kN)
PS 1500	25-95	12 KN
PSP 25/120	2×(25-35)-4×(16-120)	12 KN
LM 1500	25-95	8 KN
PS 54	25-95	10 KN

SPD hanging clamp

HEBEI LINGYUE ELECTRIC EQUIPMENT CO.,LTD



SPD suspension clamps are designed for installation and suspension of four-core self-supporting low voltage aerial cables on poles or walls. For straight lines and angles up to 90°.

Type	Cross section (mm ²)
SPD1	2-4×(25-50)≤60°/2-4×(25-120)≤30°
SPD2	2-4×(25-120)≤30°
SPD3	2-4×(25-120)≤90°

CPD hot line clamp

HEBEI LINGYUE ELECTRIC EQUIPMENT CO.,LTD

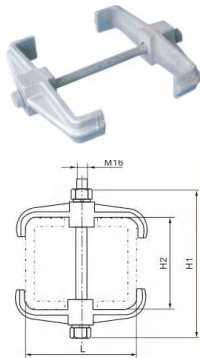


CPD Hot Line clamps are cast from highly conductive aluminum alloy compatible with any aluminum or aluminum-coated wire. The included compression spring on the eye screw thread in the clamp guide provides vibration-resistant connections.

Item number.	The main part of the wire	Branch wire section
CPD-A	16-35	12
CPD-B	25-50	18

MCG spacers for channel bar

HEBEI LINGYUE ELECTRIC EQUIPMENT CO.,LTD

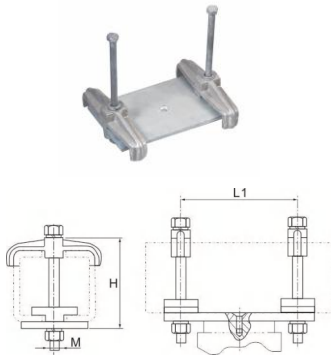


MCG slotted spacers can keep the slotted busbar spacing constant, thus achieving balanced mechanical and electrical performance of the slotted busbar.

Model	bus-width(mm)	Dimensions (mm)			Weight (kg)
		H1	H2	L	
MCG-1	200	300	200	214	1.9
MCG-2	225	320	225	244	2.1
MCG-3	250	380	250	264	2.2

MCN support for channel bar

HEBEI LINGYUE ELECTRIC EQUIPMENT CO.,LTD



The pressure plate is made of aluminum alloy, and the rest are made of hot-dip galvanized steel.

Model	bus-width(mm)	Dimensions (mm)			Weight (kg)
		M	H	L1	
MCN-100	100	16	132	200	3.9
MCN-125	125	16	157	200	4.0
MCN-150	150	16	182	200	4.1
MCN-175	175	16	212	200	4.2
MCN-200	200	16	245	200	4.3
MCN-225	225	16	270	200	4.4

MCW support for channel bar

HEBEI LINGYUE ELECTRIC EQUIPMENT CO.,LTD




MCW trough busbar fixing hardware can realize the fastening of both sides of the trough busbar. According to the width of the busbar, bolts of different lengths are used to fasten the trough busbar.

Model	bus-width(mm)	Dimensions (mm)				Weight (kg)
		M	H	L1	L2	
MCW-100	100	12	132	250	140	5.6
MCW-125	125	12	157	250	140	5.7
MCW-150	150	12	182	250	140	5.8
MCW-175	175	12	212	250	140	6.0

MDG supports for cable

HEBEI LINGYUE ELECTRIC EQUIPMENT CO.,LTD

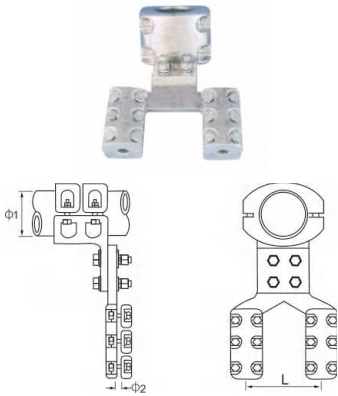


MDG-51 products are suitable for NAALGJQ-1440, LGJQ-1400, LGKK-600, and LGKK-900 conductors.

Model	Dimensions (mm)				Weight (kg)
	Φ	C	H	D	
MDG-400N-140	28	14	38	140	2.4
MDG-400N-225	28	18	38	225	3.0
MDG-400N-250	28	18	38	250	3.5
MDG-1000N-140	43	14	45	140	2.5
MDG-1000N-225	43	18	45	225	3.1

MG(MR) T type clamp

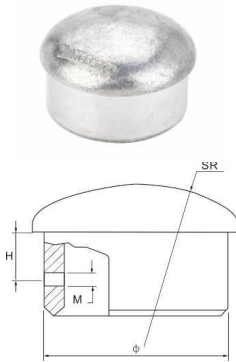
HEBEI LINGYUE ELECTRIC EQUIPMENT CO.,LTD



Model	bus-width (mm)	Dimensions	Dimensions (mm)			Weight (kg)
			Φ1	Φ2	L	
MG/MR-70C-300	Φ70	LGJ-300	70	24	400	18.0
MG/MR-80C-300	Φ80	LGJ-300	80	24	400	19.0
MG/MR-85C-300	Φ85	LGJ-300	85	24	400	19.0
MG/MR-90C-300	Φ90	LGJ-300	90	24	400	19.3
MG/MR-100C-300	Φ100	LGJ-300	100	24	400	19.5
MG/MR-110C-300	Φ110	LGJ-300	110	24	400	20.3

MGF tubular bus end-caps

HEBEI LINGYUE ELECTRIC EQUIPMENT CO.,LTD



Model	bus-width (mm)	Dimensions (mm)				Weight (kg)
		Φ	SR	H	M	
MGF-50	Φ50/45	45	50	10	8	0.14
MGF-60	Φ60/45	54	65	15	8	0.17
MGF-70	Φ70/64	64	70	15	8	0.20
MGF-80	Φ80/72	72	70	15	8	0.30
MGF-85	Φ85/75	75	80	15	8	0.33
MGF-90	Φ90/80	80	80	15	8	0.35

MGG (Z) busbar fitting

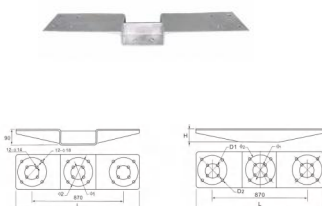
HEBEI LINGYUE ELECTRIC EQUIPMENT CO.,LTD



Model	Cable-size (mm)	Size (mm)				Weight (kg)
		Φ	D	H	C	
MGG-100Z(140)	100	100	140	120	14	4.5
MGG-110Z(140)	110	110	140	125	14	6.5
MGG-120Z(140)	120	120	140	130	14	7.8
MGG-130Z(140)	130	130	140	140	14	10.8
MGG-100Z(225)	100	100	225	120	18	7.5
MGG-110Z(225)	110	110	255	125	18	10.0

MGJ support for tubular bar

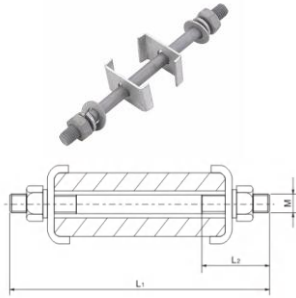
HEBEI LINGYUE ELECTRIC EQUIPMENT CO.,LTD



Model	Fig	Dimensions (mm)			Weight (kg)				
		Φ1	Φ2	L					
MGJ-104	1	140	-	1040	14.4				
MGJ-110		140	225	1100	21.5				
MGJ-110		140	225	1150	24.1				
Model	Fig	Dimensions (mm)					Weight (kg)		
MGJ-104B	2	Φ1	Φ2	D1	D2	L	H	10.3	
MGJ-110B		140	225	14	18	1100	65		17.5
MGJ-110B		140	225	14	18	1150	65		24.6

MJG spacer for rectangular bar

HEBEI LINGYUE ELECTRIC EQUIPMENT CO.,LTD




Substation fitting also mean heavy-current bus-bars fittings ,it complete with power distribution unit fix in the power station and substation

Catalog No.	bus-width (mm)	Dimensions (mm)			Weight (kg)
		M	L1	L2	
MJG-01	63	10	100	26	0.1
MJG-02	80	10	120	26	0.1
MJG-03	100	10	140	26	0.2
MJG-04	125	10	160	26	0.2

MGG support for tubular bus

HEBEI LINGYUE ELECTRIC EQUIPMENT CO.,LTD

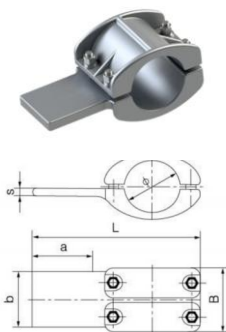


The pressure plate is made of aluminum alloy, and the rest are made of hot-dip galvanized steel.

Model	bus-width (mm)	Dimensions (mm)				Weight (kg)
		Φ	D	H	C	
MGG-50	Φ50	50	140	80	14	2.1
MGG-60	Φ60	60	140	90	14	2.5
MGG-70	Φ70	70	140	90	14	2.8
MGG-80	Φ80	80	140	98	14	4.0
MGG-85	Φ85	85	140	100	14	4.0
MGG-90	Φ90	90	140	102	14	4.3

MGT T type connector for tubular buar

HEBEI LINGYUE ELECTRIC EQUIPMENT CO.,LTD



Type	Suitable Conductor (mm)	Size (mm)						Weight (kg)
		B	l	b	Φ	a	S	
MGT-50	Φ50	-	-	50	50	80	14	2.3
MGT-60	Φ60	-	-	80	60	85	16	2.8
MGT-70	Φ70	110	240	80	70	85	16	3.5
MGT-80	Φ80	110	250	80	80	85	16	4.0
MGT-85	Φ85	-	-	100	85	105	18	4.2
MGT-90	Φ90	110	270	100	90	105	18	4.2

MGZ tubular bus ball

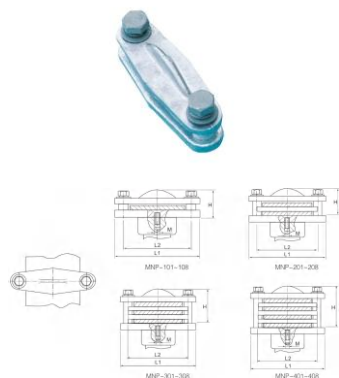
HEBEI LINGYUE ELECTRIC EQUIPMENT CO.,LTD



Model	bus-width (mm)	Dimensions (mm)					Weight (kg)
		Φ	D	SR	H	M	
MGZ-50	Φ50/45	45		45	10	8	3.0
MGZ-60	Φ60/54	54		70	10	8	3.7
MGZ-70	Φ70/64	64		70	15	8	3.8
MGZ-80	Φ80/72	72		70	15	8	4.0
MGZ-85	Φ85/75	75		75	20	8	4.2
MGZ-90	Φ90/80	80		80	20	8	4.3

MNP indoor support - 1

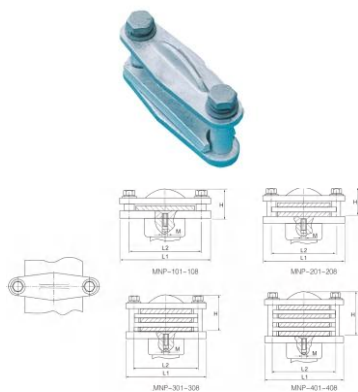
HEBEI LINGYUE ELECTRIC EQUIPMENT CO.,LTD



Model	Cable size (mm)	Size (mm)				Weight (kg)
		H	L	L1	M	
MNP-100	40	35	90	60	10	0.4
MNP-101	63	38	113	83	10	0.44
MNP-102	80	42	130	100	10	0.5
MNP-103	100	46	150	120	10	0.64
MNP-104	125	48	175	145	10	0.74
MNP-105	63	38	113	83	16	0.44

MNP indoor support-2

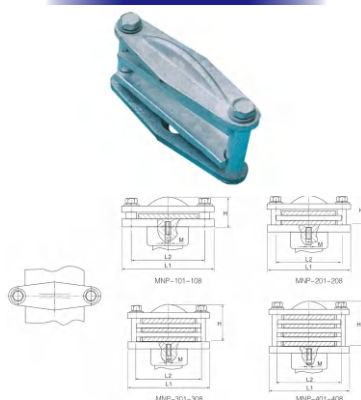
HEBEI LINGYUE ELECTRIC EQUIPMENT CO.,LTD



Model	Cable size (mm)	Size (mm)				Weight (kg)
		H	L	L1	M	
MNP-201	63	58	113	83	10	0.54
MNP-202	80	62	130	100	10	0.59
MNP-203	100	66	150	120	10	0.74
MNP-204	125	68	175	145	10	0.84
MNP-205	63	58	113	83	16	0.55
MNP-206	80	62	130	100	16	0.60

MNP indoor support-3

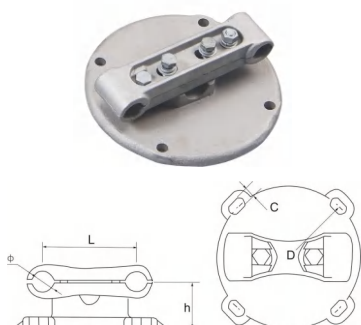
HEBEI LINGYUE ELECTRIC EQUIPMENT CO.,LTD



Model	Cable size (mm)	Size (mm)				Weight (kg)
		H	L	L1	M	
MNP-301	63	78	113	83	10	0.63
MNP-302	80	82	130	100	10	0.71
MNP-303	100	86	150	120	10	0.84
MNP-304	125	88	175	145	10	1.0
MNP-305	63	78	113	83	16	0.64
MNP-306	80	82	130	100	16	0.72

MSG supports for double cables

HEBEI LINGYUE ELECTRIC EQUIPMENT CO.,LTD



Model	Sonductor (mm ²)	Dimensions (mm)					Weight (kg)
		φ	h	D	L	C	
MSG-4/120	185-240	22	44	140	120	14	1.64
MSG-5/120	300-400	28	47	140	120	14	1.84
MSG-6/120	500-630	34	53	140	120	14	1.91
MSG-4/200	185-240	22	44	140	200	14	1.55
MSG-5/200	300-400	28	47	140	200	14	1.68
MSG-6/200	500-630	34	53	140	200	14	1.82

MNL indoor support for rectangular bar

HEBEI LINGYUE ELECTRIC EQUIPMENT CO.,LTD

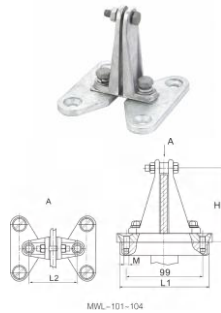


The main body is made of aluminum alloy, and the rest are hot-dip galvanized steel parts.

Model	bus-width (mm)	Dimensions (mm)								Weight (kg)
		M	H	L1			L2			
				—	二	三	—	二	三	
MNL-101、201、301	63	10	82	90	113	130	60	83	100	0.9/0.9/0.9
MNL-102、202、302	80	10	100	90	113	130	60	83	100	1.0/1.0/1.0
MNL-103、203、303	100	10	120	90	113	130	60	83	100	1.1/1.1/1.1
MNL-104、204、304	125	10	145	90	113	130	60	83	100	1.2/1.2/1.2
MNL-105、205、305	63	16	82	90	113	130	60	83	100	0.9/0.9/0.9
MNL-106、206、306	80	16	100	90	113	130	60	83	100	1.0/1.0/1.0

MWL outdoor support for rectangular bar

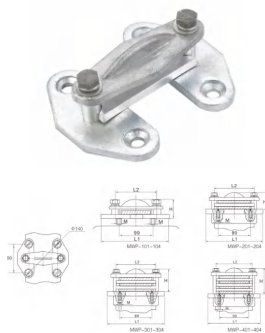
HEBEI LINGYUE ELECTRIC EQUIPMENT CO.,LTD



Model	bus-width (mm)	Dimensions (mm)							Weight (kg)
		M	H	L1	L2				
					—	二	三		
MWL-101、201、301	63	12	82	140	60	75	100	2.1/2.2/2.2	
MWL-102、202、302	80	12	100	140	60	75	100	2.2/2.2/2.3	
MWL-103、203、303	100	12	120	140	60	75	100	2.3/2.3/2.3	
MWL-104、204、304	125	12	145	140	60	75	100	2.3/2.3/2.4	

MWP Tubular clamp for fixing tires

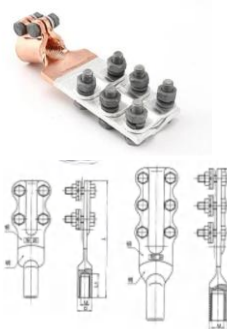
HEBEI LINGYUE ELECTRIC EQUIPMENT CO.,LTD



Model	bus-width (mm)	Dimensions (mm)								Weight (kg)
		M	H				L1	L2		
			—	二	三	四				
MWP-101、201、301、401	63	12	38	58	78	98	140	83	12/1.5/1.7/1.9	
MWP-102、202、302、402	80	12	42	62	85	102	140	100	1.2/1.5/1.8/2.0	
MWP-103、203、303、403	100	12	46	66	86	106	180	120	1.3/1.6/1.8/2.0	
MWP-104、204、304、404	125	12	48	68	88	108	180	145	1.5/1.7/1.9/2.2	

SBG Bimetal transformer connector

HEBEI LINGYUE ELECTRIC EQUIPMENT CO.,LTD

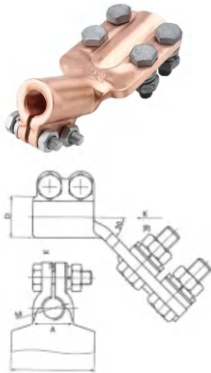


Bimetallic transformer connector is used for the grounding system of power plant, transformer substation, tower, communication station, airport, railway, subway station, high-rise building, computer room, oil tank under the condition of damp, salt and alkali, acid and chemical corrosion. medium environmental.

Model& Spec	Diagram	Screw	Dimensions (mm)			
			D	M	L	L1
SBG-1-M12	1	12	19	19	12	135
SBG-1-M14	1	14	21	21	14	172
SBG-1-M16	1	16	21	21	16	172
SBG-1-M18	2	18	26	26	18	222

SBT Copper transformer clamp

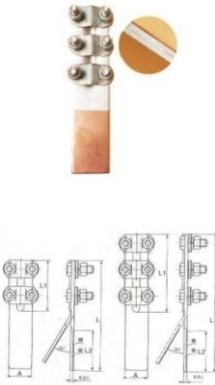
HEBEI LINGYUE ELECTRIC EQUIPMENT CO.,LTD



Model&Spec	Dimensions (mm)		
	D	M	A
SBT-2-M12	22	12	50
SBT-2-M14	26	14	50
SBT-2-M16	26	16	50
SBT-2-M18	29	18	60
SBT-2-M20	31	20	60

SBTB equipment clamp

HEBEI LINGYUE ELECTRIC EQUIPMENT CO.,LTD



Model	Use equipment screw (mm)	Applicable aluminum conductor (mm ²)	Main dimensions (mm)		
			M	B	L
SBTB-M10	M10	35-120	M10	50	60
SBTB-M12	M12	35-120	M12	50	60
SBTB-M14	M14x1.5	50-150	M14X1.5	50	60
SBTB-M16	M16	50-150	M16	50	60
SBTB-M18	M18	95-240	M18	60	65
SBTB-M20	M20	95-240	M20	60	65
SBTB-M22	M22	95-240	M22	60	65

SLG Bimetal terminal connector

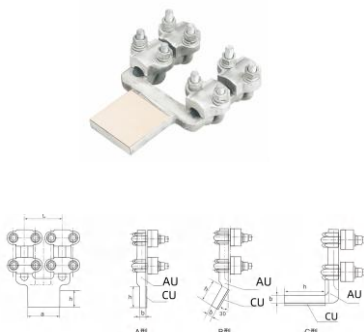
HEBEI LINGYUE ELECTRIC EQUIPMENT CO.,LTD



Model Specifications	Adaptive wire diameter	Degree	Bolt Quantity	Main Material
SLG-1A	35~50mm ²	0, 30	4	Aluminium Alloy and Copper
SLG-1B		45, 90		
SLG-2A	70~95mm ²	0. 30	4	
SLG-2B		45,90		
SLG-3A	120~150mm ²	0, 30	6	
SLG-3B		45, 90		
SLG-4A	185~240mm ²	0. 30	6	
SLG-4B		45, 90		

SLSG bimetal terminal connector

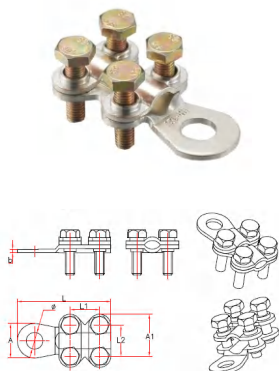
HEBEI LINGYUE ELECTRIC EQUIPMENT CO.,LTD



Model	Suitable Type	Dimensions (mm)				Weight (kg)
		A	h	B	L	
SLS-4A(B, C)-120	LGJ-185-240	80	85	14	120	4.5
SLSG-4A(B, C)-120						4.7
SLS-5A(B, C)-120	LGJ-300-400	100	105	16	120	5.0
SLSG-5A(B, C)-120						5.7
SLS-6A(B, C)-120	LGJ-500-630	125	130	20	120	5.8
SLSG-6A(B, C)-120						6.5

WCJB Bolt connector

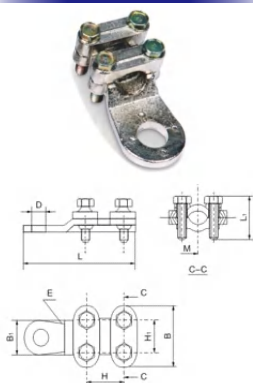
HEBEI LINGYUE ELECTRIC EQUIPMENT CO.,LTD



Item No.	Conductor	L	L1	L2	A	A1	b	φ	R
WCJB-1	16-25	39.5	/	13	25	16.5	2.8	8.8	3.5
WCJB-2	16-25	45	13	13	22	18	2.8	8.5	3.5
WCJB-3	25-35	52.5	13.5	13.5	24.5	21	2.9	10.5	4
WCJB-4	35-50	57	16	16	27.5	22	3	10.5	5
WCJB-5	50-70	61	19	19	31	23	3	10.5	5.5
WCJB-6	70-95	69	20	20	35	23.5	3.2	10.5	6.5
WCJB-7	95-120	74	23.5	23.5	42	28.5	3.3	13.5	7.5
WCJB-8	120-150	73.5	25	25	41	27	3.5	13.5	8.5

WCJB Copper Connecting Clamps

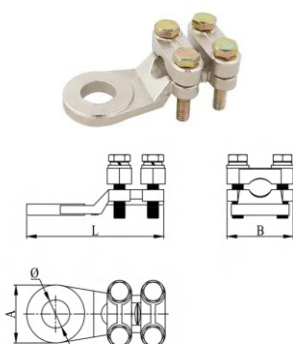
HEBEI LINGYUE ELECTRIC EQUIPMENT CO.,LTD



Specifications	Conductor (mm ²)	Dimensions (mm)								Code No.
		L	L1	B	B1	H	H1	D	M	
WCJB-1	16 ~ 25	39.5	15	25	16.5	13	13	8.5	5	OMU-WCJB-001
WCJB-2	16 ~ 25	45	15	22	18	13	13	8.5	5	OMU-WCJB-002
WCJB-3	25 ~ 35	52.5	15	24.5	21.5	13.5	13.5	10.5	5	OMU-WCJB-003
WCJB-4	50 ~ 70	61	21	31	23	18.5	18.5	10.5	6	OMU-WCJB-004
WCJB-5	70 ~ 95	69	24	35	23.5	20	20	10.5	6	OMU-WCJB-004
WCJB-6	95 ~ 120	74	20.5	42	28.5	22.5	22.5	13.5	7	OMU-WCJB-006
WCJB-7	120 ~ 150	73.5	30	41	27	24	24	13.5	8	OMU-WCJB-007

WCJC Bolted Connector

HEBEI LINGYUE ELECTRIC EQUIPMENT CO.,LTD



Type	Conductor (mm ²)	Dimensions(mm)			
		L	A	B	φ
WCJC-1	16-25	37	15	20	7.5
WCJC-2	25-35	48	22	23	11
WCJC-3	50-95	60	22	31	11
WCJC-4	120-150	73	31	35	15
WCJC-5	210-250	90	38	46	17
WCJC-6	300	115	56	/	21
WCJC-7	400-500	125	62	/	23

WCJF Series Wire End Terminals Cable Lug

HEBEI LINGYUE ELECTRIC EQUIPMENT CO.,LTD

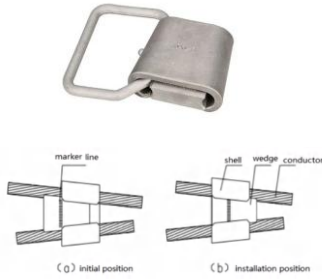


Used in the connections between the electrical equipment with cable and the indoor distribution equipment.

Item No.	Conductor (mm ²)	Stud Size
WCJF 10-50-12	10-50	M12
WCJF 25-120-12	25-120	M12

JXD series wedge clamp

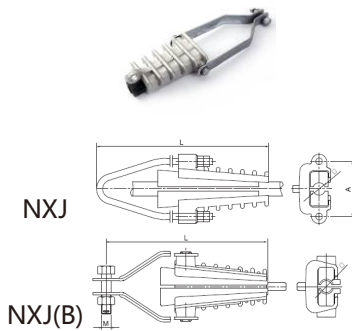
HEBEI LINGYUE ELECTRIC EQUIPMENT CO.,LTD



JXD	JXL	Run(mm ²)	Tap(mm ²)	Earthing wire clip	Insulation cover
JXD-1		35-50	35-50		
JXD-2	JXL-1	70-95	35-50	JXLD-1	JXL-1/2 (Z)
JXD-3		70-95	70-95		
JXD-4		120-150	35-50		
JXD-5	JXL-3	120-150	70-95	JXLD-3	JXL-3/4 (Z)
JXD-6		120-150	120-150		

NXJ Series clamp

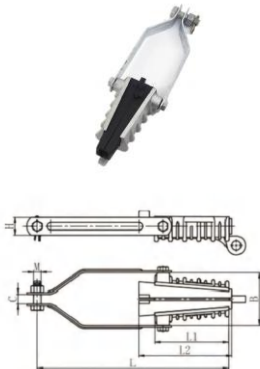
HEBEI LINGYUE ELECTRIC EQUIPMENT CO.,LTD



TYPE	Insulated Al cable size(mm ²)			core size	grip strength (kN)	breaking load (kN)
	1kV	10kV	20kV			
NXJ-1(B)	16-35	/		7.1-10	1.6	13.7
	50-70	16-25	/	11.7-13.7	2.4	
	95	35-50		14.8-16.1	4.55	
NXJ-2(B)	50-70	10-16		11.2-12.8	/	21
	70-95	16-35	/	12.6-15.8	/	
	95-120	35-50		14.8-16.7		
	120-150	70-95		17.8-19.4	8.9	
	185	120-150	25-35	20.8-22.4	13.65	

NXJG series clamp

HEBEI LINGYUE ELECTRIC EQUIPMENT CO.,LTD

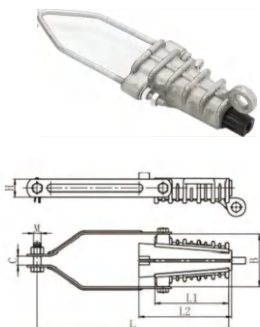


1~10KV Specification

Stable design Catalog No.	Suitable Conductor	Aerial insulation aluminum conductor/1KV		Aerial insulation aluminum conductor/10KV		Grip strength (KN)	Specified Failure Load (KN)
		Dia (mm)	Applicable wedge core	Dia (mm)	Applicable wedge core		
NXJG-1	35	9.8	1KV/35	15.8	1KV/35	3.4	7.5
	50	11.2	1KV/50	17.1	1KV/50	4.6	
NXJG-2	70	12.8	1KV/70	18.8	1KV/70	6.7	14.5
	95	14.8	1KV/95	20.4	1KV/95	8.9	
NXJG-3	120	16.2	1KV/120	21.8	1KV/120	11.3	22.0
	150	18.2	1KV/150	23.4	1KV/150	13.7	

NXJL series clamp

HEBEI LINGYUE ELECTRIC EQUIPMENT CO.,LTD



1~10KV Specification

Stable design Catalog No.	Catalog No.	Suitable Conductor	Aerial insulation aluminum conductor/1KV		Aerial insulation aluminum conductor/10KV		Grip strength (KN)	Specified Failure Load (KN)
			Dia (mm)	Applicable wedge core	Dia (mm)	Applicable wedge core		
NXJL-1	NXJ-1Q	35	9.8	1KV/35	15.8	1KV/35	3.4	7.5
		50	11.2	1KV/50	17.1	1KV/50	4.6	
NXJL-2	NXJ-2Q	70	12.8	1KV/70	18.8	1KV/70	6.7	14.5
		95	14.8	1KV/95	20.4	1KV/95	8.9	

PAT series clamp

HEBEI LINGYUE ELECTRIC EQUIPMENT CO.,LTD



Item No.	Cross section (mm ²)	Messenger DIA. (mm)	Breaking load
PAS 216/435	2×16-4×35	4-11	4KN
PAT 235/50	2×(35-50)	8-11	15KN
PAT 435/50	4×(35-50)	11-14	15KN
PAT 470/95	4×(70-95)	14-16	40KN
PAT 450/120	4×(50-120)	11-17	40KN

ZNXJ seires clamp


HEBEI LINGYUE ELECTRIC EQUIPMENT CO.,LTD



Item	Wire range (mm ²)	Dimensions(mm)				Gripping (KN)	Rated failure Load(kN)
		b	d	D	L		
NXJ-1(ZNXJ-1)	JKLYJ-35 JKLYJ-50	108	10	18	160	5.3	5.8
NXJ-2(ZNXJ-2)	JKLYJ-70 JKLYJ-95	108	10	20	160	11.0	12.0
NXJ-3(ZNXJ-3)	JKLYJ-120 JKLYJ-150	128	10	23	170	11.0	12.0

ACX bimetal lugs

HEBEI LINGYUE ELECTRIC EQUIPMENT CO.,LTD



Item No. ACX type	Capacity mm ²	Dimensions(mm)				Stud Hole Dia (mm)
		ΦW	D	C	-L	
ACX 35	35	16	8	8	57	8.2
ACX 50	50	16	9	8	57	8.2
ACX 70	70	20	11	10	60	10.3
ACX 95	95	20	12.5	10	60	10.3
ACX 120	120	20	13.7	10	60	10.3
ACX 150	150	30	15.5	15	78	12.8
ACX 185	185	30	17	15	78	12.8

AU Aluminum lugs

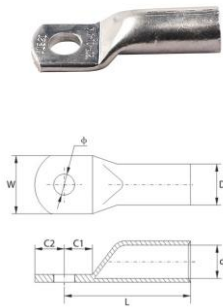
HEBEI LINGYUE ELECTRIC EQUIPMENT CO.,LTD



Item number.	Φ ±0.5	d±0.3	L±2	L1±2
AU-16	8.4	5.8	60.0	29
AU-25	10.5	6.8	62.5	29
AU-35	10.5	8.0	77.0	41
AU-50	10.5	9.8	78.5	42
AU-70	10.5	11.2	85.0	51
AU-95	13.0	13.2	90.0	55
AU-120	13.0	14.7	96.0	55

AUS Copper lug

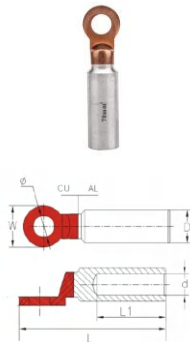
HEBEI LINGYUE ELECTRIC EQUIPMENT CO.,LTD



Item No.	Applicable Bolts	Dimensions(mm)						G.W(kg)
		D	d	L	C1	C2	W	
AUS-10	m6,m8	6.5	5.0	29.0	8	8	9.5	20.0
AUS-16	m6,m8	8.0	6.0	36.5	10	10	11.5	24.0
AUS-25	m8,m10	10.5	8.0	36.5	12	12	15.3	24.0
AUS-35	m8,m10	12.5	9.5	41.5	13	13	18.0	23.0
AUS-50	m10,m12	14.5	11.0	54.0	15	15	20.5	25.0
AUS-70	m10,m12	16.5	13.0	57.0	15	15	24.0	22.5

Bimetal lugs DTL-2

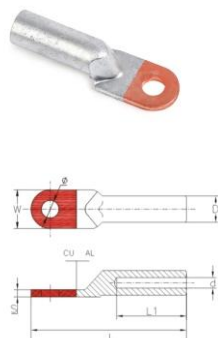
HEBEI LINGYUE ELECTRIC EQUIPMENT CO.,LTD



Type	$\phi\pm 0.3$	$D\pm 0.2$	$d\pm 0.2$	$L\pm 2$	$L1\pm 2$	$W\pm 0.2$	G.W(kg)
DTL-2-10	13	16	5.2	80	44	20	20
DTL-2-16	13	16	6.5	80	44	20	20
DTL-2-25	13	16	7.5	80	44	20	20
DTL-2-35	13	16	9	80	44	20	20
DTL-2-50	13	20	10	90	44	24	24
DTL-2-70	13	20	11	90	44	24	24
DTL-2-95	13	20	12.5	90	44	24	24

Bimetal lugs DTL-1

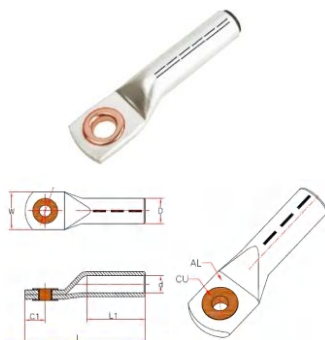
HEBEI LINGYUE ELECTRIC EQUIPMENT CO.,LTD



Type	$\phi\pm 0.3$	$D\pm 0.2$	$d\pm 0.2$	$L\pm 2$	$L1\pm 2$	$W\pm 0.2$	$s\pm 0.2$
DTL-1-10	10.5	9.2	5.2	66.2	30	16	2.2
DTL-1-16	10.5	10.6	6.2	66.2	30.4	16	2.2
DTL-1-25	10.5	12.4	8	74	35	17.5	2.6
DTL-1-35	10.5	13.6	8	80	37	20	3
DTL-1-50	13	16	10	90.2	44	23	3.4
DTL-1-70	13	18	12	98.4	45	27	3.8
DTL-1-95	13	21	13.8	106.4	49.4	28	4

Bimetal lugs DTL-3

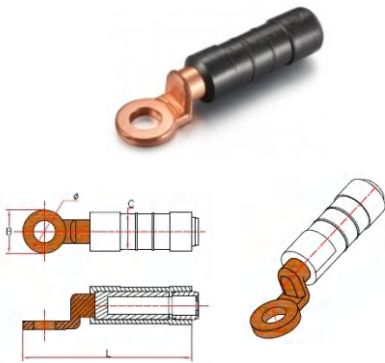
HEBEI LINGYUE ELECTRIC EQUIPMENT CO.,LTD



Item number.	$D\pm 0.2$	$d\pm 0.2$	$\phi\pm 0.3$	$C1\pm 2$	$L\pm 2$	$W\pm 0.2$	G.W(kg)
DTL-3-35	14	8.5	10.5	14.9	82	25	25
DTL-3-50	16	10.0	10.5	14.5	87	37	37
DTL-3-70	18	11.5	13.0	17.2	102	32	32
DTL-3-95	21	13.5	13.0	19.6	106	35	35
DTL-3-120	23	15.0	13.0	16.5	112	35	35
DTL-3-150	25	16.5	13.0	18.9	125	35	35
DTL-3-185	28	18.5	13.0	22.0	133	42	42

Bimetal lugs DTL-4

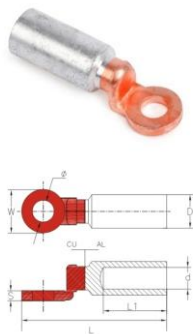
HEBEI LINGYUE ELECTRIC EQUIPMENT CO.,LTD



Item number.	φ	C	B	L	Color code
DTL-4 16-10	10.5	16	20	75	Blue
DTL-4 25-12	13	16	24	100	Orange
DTL-4 35-12	13	20	24	100	Red
DTL-4 50-12	13	20	24	100	Yellow
DTL-4 70-12	13	20	24	100	White
DTL-4 95-12	13	20	24	100	Gray
DTL-4 120-12	13	28	30	118	Pink

Bimetal lugs DTL-5

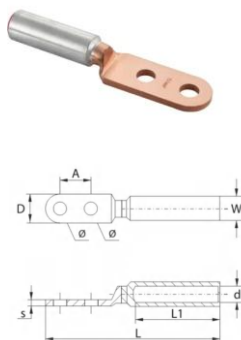
HEBEI LINGYUE ELECTRIC EQUIPMENT CO.,LTD



Type	φ±0.3	D±0.2	d±0.2	L±2	L1±2	W±0.2
DTL-5-16	10.5	16	5.5	80	44	20
DTL-5-25	10.5	16	7	80	44	20
DTL-5-35	10.5	16	8	80	44	20
DTL-5-50	13	20	9	92.5	43	25
DTL-5-70	13	20	11	92.5	43	25
DTL-5-95	13	20	12.5	92.5	43	25
DTL-5-120	13	25	14	111	59	30

CASD copper-aluminium lug


HEBEI LINGYUE ELECTRIC EQUIPMENT CO.,LTD



Item No.	Cable spec (mm ²)	Dimensions(mm)							Note
		D	d	L1	L2	L	W	T	
CASD35	35	14	8.5	40	50	155	26	4	Material: Al≥99.5% Cu≥99.9% Friction welding Can be OEM
CASD50	50	16	9.5	40	50	155	26	4.5	
CASD70	70	18	11.5	40	50	155	26	5	
CASD95	95	21	13.5	50	50	180	30	5.5	
CASD120	120	23	15	50	50	180	30	6	
CASD150	150	25	16.5	50	50	180	30	6	
CASD185	185	28	18.5	60	50	200	40	7	

CPTA-CPTAU Pre-insulated Bimetal Lug

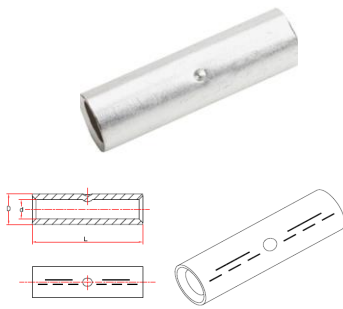
HEBEI LINGYUE ELECTRIC EQUIPMENT CO.,LTD



Item No.	Cross Section (mm ²)	Dimensions(mm)			Color Code	Crimping Die
		D	d	L1		
CPTA 35	35	8.0	16.0	20	Red	E173
CPTA 50	50	9.0	16.0	20	Yellow	E173
CPTA 54	54	10.0	16.0	20	Black	E173
CPTA 70	70	10.5	16.0	20	White	E173
CPTA 95 D20	95	12.2	16.0	20	Grey	E173
CPTA 150-21 D20UK	150	15.5	21.0	20	Violet	E215

DGT copper crimp connector

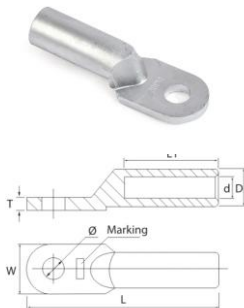
HEBEI LINGYUE ELECTRIC EQUIPMENT CO.,LTD



Item number.	D± 0.5	d± 0.3	L± 2	Weight (g)
DGT-10	6	4.5	30	3.7
DGT-16	8.5	5.5	50	14
DGT-25	10	7	50	17
DGT-35	12.5	8.2	50	28
DGT-50	14.5	10	56	38
DGT-70	16.5	11.5	56	56
DGT-95	19	13.5	70	85

DL Aluminium Cable Lug

HEBEI LINGYUE ELECTRIC EQUIPMENT CO.,LTD



Item No.	Cable spec (mm ²)	Dimensions(mm)							Note
		D	d	L	L1	W	T	Ø	
DL16	16	11	6.4	70	32	16	4.5	8.5	Material: Al≥ 99.5% Can be OEM
DL25	25	12	7.4	75	35	18	4.5	8.5	
DL35	35	14	8.7	85	39	20	4.8	10.5	
DL50	50	16	9.7	90	40	23	5.5	10.5	
DL70	70	18	11.7	100	43	26	5.5	12.5	
DL95	95	20	13.7	112	50	28	5.8	12.5	

DLD 2 holes aluminium cable terminal lug

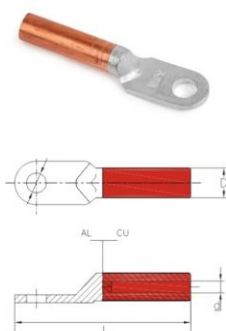
HEBEI LINGYUE ELECTRIC EQUIPMENT CO.,LTD



Item No.	Cable spec (mm ²)	Dimensions(mm)										
		D	d	L1	L2	L3	L4	L5	L	W	T	φ×2
DLD16	16	11	6.4	33	45	43	25	8	88	16	4.5	8.5
DLD25	25	12	7.4	34	46	44	25	9	90	18	4.5	8.5
DLD35	35	14	8.7	36	48	62	40	10	110	20.5	4.8	10.5
DLD50	50	16	9.7	38	52	63	40	11.5	115	23	5.5	10.5
DLD70	70	18	11.7	43	59	68	40	13	127	26	5.5	12.5
DLD95	95	20	13.7	48	63	70	40	14	133	28	5.8	12.5

DLT Bimetal lugs

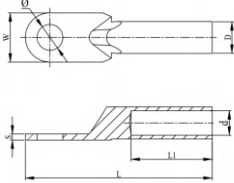
HEBEI LINGYUE ELECTRIC EQUIPMENT CO.,LTD



Type	φ±0.3	D±0.2	d±0.2	L±2
DLT-10	8.5	9	5.2	66
DLT-16	8.5	10	6.1	70
DLT-25	8.5	11	7.1	76
DLT-35	10.5	12	8.5	83
DLT-50	10.5	14	9.8	90
DLT-70	12.5	16	11.5	102
DLT-95	12.5	18	13.5	112

DT Copper cable lug

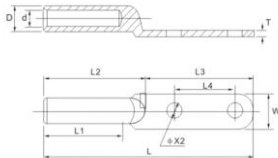
HEBEI LINGYUE ELECTRIC EQUIPMENT CO.,LTD



Type	Dimensions(mm)					
	φ	D	d	L	L1	W
DT-10	8.5	9	5.2	63	32	16
DT-16	8.5	10	6.2	66.2	33.4	16
DT-25	8.5	11	7	72	33.4	18
DT-35	10.5	12	8.2	75.8	39	20
DT-50	10.5	14	9.8	86.2	42	23
DT-70	12.5	16	11.4	93	45	26

DTD copper connecting terminal(two holes)

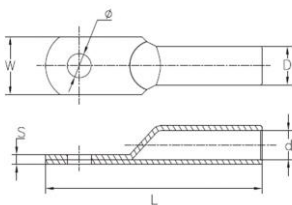
HEBEI LINGYUE ELECTRIC EQUIPMENT CO.,LTD



Item No.	Cable spec (mm ²)	Dimensions(mm)											Note
		D	d	L1	L2	L3	L4	L5	L	W	T	φ×2	
DTD-16	16	10	6.4	33	45	43	25	8	88	16	4	8.5	Material: Cu≥99.9% Can be OEM
DTD-25	25	11	7.4	34	46	44	25	9	90	18	4	8.5	
DTD-35	35	12	8.7	36	48	62	40	10	110	20.5	4	10.5	
DTD-50	50	14	9.7	38	52	63	40	11.5	115	23	5	10.5	
DTD-70	70	16	11.7	43	59	68	40	13	127	26	5	12.5	
DTD-95	95	18	13.7	48	63	70	40	14	133	28	5	12.5	

DTG Copper Crimp Terminal

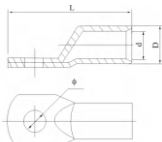
HEBEI LINGYUE ELECTRIC EQUIPMENT CO.,LTD



Type	φ±0.5	D±0.5	d±0.5	L±2	W±0.5	s±0.5
DT(G)-10	8	8	5.8	50	11.3	2.2
DT(G)-16	8	9	6.5	55	12.7	2.5
DT(G)-25	8	10	7.6	62	14.2	2.5
DT(G)-35	10	11	8.5	66	16	2.5
DT(G)-50	10.5	13	10	70	18.5	2.7
DT(G)-70	12.5	16	12	80	23	4
DT(G)-95	12.5	18	14	87	26	4

DTGB Copper Lugs

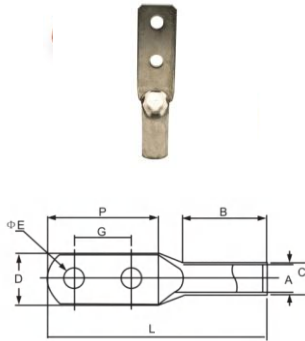
HEBEI LINGYUE ELECTRIC EQUIPMENT CO.,LTD



Item No.	Cable spec (mm ²)	Applicable Bolts	Dimensions(mm)		
			D	d	L
DTGB1.5	1.5	m4,m6	3.5	1.8	18
DTGB2.5	2.5		4	2.5	19
DTGB4	4		4.8	3.1	21
DTGB6	6	m5,m6,m8, m10,m12	5.5	3.8	24
DTGB10	10		6.8	4.8	25.5
DTGB16	16	m6,m8,m10	7.5	5.5	30.5

DTGD(DOUBLE HOLES) COPPER LUG

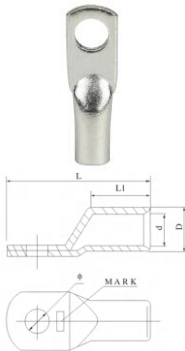
HEBEI LINGYUE ELECTRIC EQUIPMENT CO.,LTD



Item No.	ØE	Dimensions(mm)							Note
		A	C	D	G	P	B	L	
DTGD16	10.5	5.4	7.1	15	40	64	15	84	Material: Cu≥99.9% Tin-plated Can be OEM
DTGD25	10.5	6.8	8.8	18	40	64	15	87	
DTGD35	10.5	8.2	10.8	18	40	66	17	90	
DTGD50	13	9.5	12.4	22.5	40	66	27.5	102	
DTGD70	13	11.2	14.7	24	40	67	30	107	
DTGD95	13	13.5	17.4	26	40	67	33	111	

DTGY LOW VOLTAGE TIN-PLATED COPPER LUG

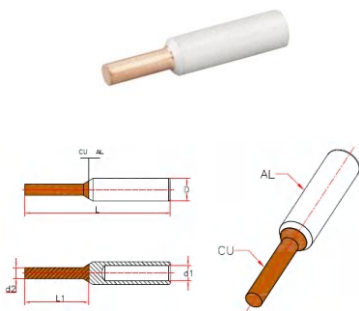
HEBEI LINGYUE ELECTRIC EQUIPMENT CO.,LTD



Item No.	Cable spec (mm ²)	Dimensions(mm)					Note
		D	d	L	L1	Φ	
DTGY2.5	2.5	4.2	2.6	20	6	5.5	Material: Cu≥99.9% Tin-plated Can be OEM
DTGY4	4	5	3.2	20	6	5.5	
DTGY6	6	5.5	3.7	21	7	5.5	
DTGY10	10	7	4.6	26	9	6.5	
DTGY16	16	8	5.5	32	10	8.5	
DTGY25	25	9.5	7	38	14	8.5	

DTL-7 Friction Welded Contact Connector

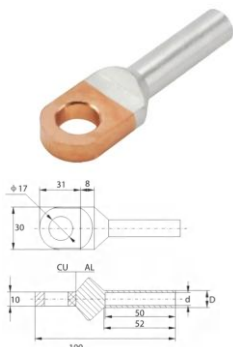
HEBEI LINGYUE ELECTRIC EQUIPMENT CO.,LTD



Item No.	d1±0.2	D±0.2	d2±0.2	L1±1	L±2
DTL-7-16	6.3	12	6	20	58
DTL-7-25	7.1	12	6	20	58
DTL-7-35	8.5	14	7	22	71
DTL-7-50	10.0	16	8	25	74
DTL-7-70	11.5	18	10	30	87
DTL-7-95	13.5	22	12	33	91
DTL-7-120	15.0	23	12	38	98

DTL-8 Bimetal Crimp Lug

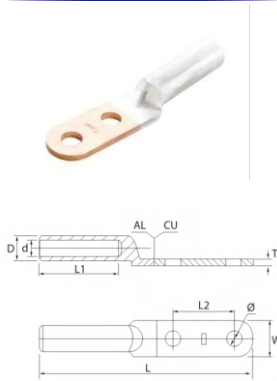
HEBEI LINGYUE ELECTRIC EQUIPMENT CO.,LTD



Item No.	Dimensions(mm)		G.W(kg)
	D	d	
DTL-8-35	14	8	21.0
DTL-8-50	16	10	22.0
DTL-8-70	18	12	20.0
DTL-8-95	21	13	23.0
DTL-8-120	23	15	25.0
DTL-8-150	25	16	22.5

DTLD Two bolts bimetal lugs


HEBEI LINGYUE ELECTRIC EQUIPMENT CO.,LTD



Item No.	Cable spec (mm ²)	Dimensions(mm)							Note	
		D	d	Φ	L1	L2	L	W		T
DTLD16	16	11	6.4	8.5	33	25	95	16	4	Material: Al≥99.5% Cu≥99.9% Friction welding Can be OEM
DTLD25	25	12	7.4	8.5	35	25	100	18	4	
DTLD35	35	14	8.7	10.5	38	40	125	20.5	4	
DTLD50	50	16	9.7	10.5	40	40	130	23	5	
DTLD70	70	18	11.7	12.5	45	40	142	26	5	
DTLD95	95	21	13.7	12.5	51	40	150	28	5	

GL Automatic Splice

HEBEI LINGYUE ELECTRIC EQUIPMENT CO.,LTD



Automatic splice connector					
Type	AAAC (mm ²)	Overhead insulated wire (mm ²)	ACSR (mm ²)	Diameter range (mm)	Color
GL-401				4.68-6.7	Blue
GL-402A	16	16	16	5.59-6.35	Red
GL-4042A	25	25	25	5.59-8.13	Red
GL-404A	35	35	35	5.84-8.60	Red
GL-406A	50	50	50	9.02-10.16	Yellow

GL-1 Aluminum connecting Tube


HEBEI LINGYUE ELECTRIC EQUIPMENT CO.,LTD



Type	D±0.5	d±0.3	L±2
GL-1-10	8	5	53
GL-1-16	10	5.5	67
GL-1-25	12	7.5	67
GL-1-35	14	8.5	74
GL-1-50	16	10	80
GL-1-70	18	11.5	90
GL-1-95	21	13	95

GL-2 Aluminum Connecting Tube

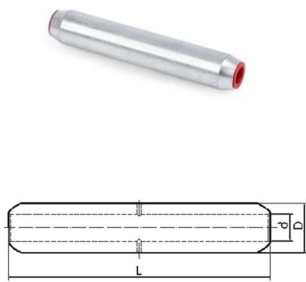
HEBEI LINGYUE ELECTRIC EQUIPMENT CO.,LTD



Type	D±0.2	d±0.2	L±2	L1±2
GL-2-16	11	6.1	70	30
GL-2-25	12	7.1	75	32
GL-2-35	14	8.5	85	37
GL-2-50	16	9.8	95	43
GL-2-70	18	11.5	105	47
GL-2-95	21	13.5	110	50
GL-2-120	23	15	115	53

GLB aluminum connector

HEBEI LINGYUE ELECTRIC EQUIPMENT CO.,LTD



Type	L(mm)	D(mm)	d(mm)
GLB-16	86	10	6
GLB-25		11	7
GLB-35		12	8
GLB-50	96	15	10
GLB-70		17	11
GLB-95		19	13

GLG Aluminium Connector

HEBEI LINGYUE ELECTRIC EQUIPMENT CO.,LTD



Item No.	Cross Section (mm ²)	Dimensions(mm)			Note
		D	d	L1	
GLG16	16	11	6	65	Material: Al≥99.9% Can be OEM
GLG25	25	12	7	70	
GLG35	35	14	8.5	75	
GLG50	50	16	9.5	80	
GLG70	70	18	11.5	90	
GLG95	95	21	13.5	95	

GT-1 Copper connector

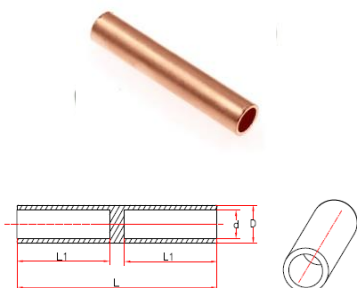
HEBEI LINGYUE ELECTRIC EQUIPMENT CO.,LTD



Type	D±0.5	d±0.3	L±2
GT-1-10	8	6	51
GT-1-16	9	7	56
GT-1-25	10.5	8.2	68
GT-1-35	11	8.6	64
GT-1-50	12.5	10	70
GT-1-70	16	13	78
GT-1-95	18	14.8	87

GT-2 Copper connector


HEBEI LINGYUE ELECTRIC EQUIPMENT CO.,LTD



Item No.	D±0.5	d±0.3	L±2	L1±2
GT-2-16	10	6.1	65	30
GT-2-25	11	7.1	70	32
GT-2-35	12	8.5	75	34
GT-2-50	14	9.8	80	36
GT-2-70	16	11.5	90	42
GT-2-95	18	13.5	95	44
GT-2-120	20	15.0	100	47

GTG copper connector

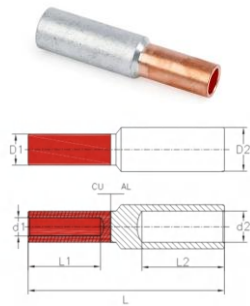
HEBEI LINGYUE ELECTRIC EQUIPMENT CO.,LTD



Item No.	Dimensions(mm)		
	D	d	L
GT-G-16	9	7	56
GT-G-25	10	8	60
GT-G-35	11	9	64
GT-G-50	13	9.7	72
GT-G-70	16	11.5	78
GT-G-95	18	13.5	85

GTL Bimetal lugs

HEBEI LINGYUE ELECTRIC EQUIPMENT CO.,LTD



Type	D±0.2	d1±0.2	D2±0.2	d2±0.2	L1±2	L2±2	L±2
GTL-16	9	5.7	10	6.5	25	33	70
GTL-25	10	6.5	12	7.2	28	37	75
GTL-35	11	7.5	14	8.5	29	40	85
GTL-50	12	8.5	16	10.2	34	42	89
GTL-70	14	10	18	11.5	36	46	98
GTL-95	16	11.5	21	13.5	35	54	105
GTL-120	18	13.5	23	15	39	56	109

GTLA copper and aluminum cable lug

HEBEI LINGYUE ELECTRIC EQUIPMENT CO.,LTD




TYPE	Cross-Section (mm ²)	Dimensions(mm)		
		L	d	D
GTLA-10	10	50	5	7.0
GTLA-16	16	50	6	7.0
GTLA-25	25	50	7	7.0
GTLA-35	35	52	8	7.0
GTLA-50	50	56	9	7.0

For electric energy meter

GTLC copper and aluminum cable lug

HEBEI LINGYUE ELECTRIC EQUIPMENT CO.,LTD

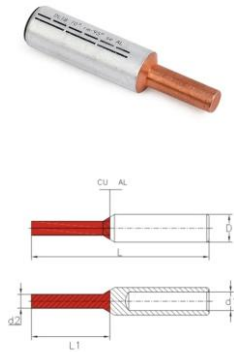


TYPE	Cross-Section (mm ²)	Dimensions(mm)		
		L	d	D
GTLC-10	10	45	5	7.0
GTLC-16	16	45	6	7.0
GTLC-25	25	45	7	7.0
GTLC-35	35	45	8	7.0
GTLC-50	50	45	9	7.0

For air switch circuit breaker

GTLZ Bimetal lugs


HEBEI LINGYUE ELECTRIC EQUIPMENT CO.,LTD



Type	d1±0.2	D±0.2	d2±0.2	L1±1	L±2
GTLZ-16	6.3	12	6	20	58
GTLZ-25	7.1	12	6	20	58
GTLZ-35	8.5	14	7	22	71
GTLZ-50	10	16	8	25	74
GTLZ-70	11.5	18	10	30	87
GTLZ-95	13.5	22	12	33	91
GTLZ-120	15	23	12	38	98

GTY copper connector

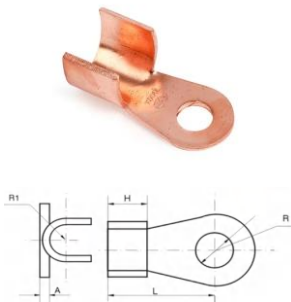
HEBEI LINGYUE ELECTRIC EQUIPMENT CO.,LTD



Type	D±0.5	d±0.3	L±2
GTY-1(2)-1.5	3.7	1.8	20
GTY-1(2)-2.5	4	2.5	20
GTY-1(2)-4	4.8	3.1	20
GTY-1(2)-6	5.5	3.8	25
GTY-1(2)-10	6.5	5.4	25
GTY-1(2)-16	7.5	6.1	35
GTY-1(2)-25	9	7.5	40

OT electric ring termination copper lug


HEBEI LINGYUE ELECTRIC EQUIPMENT CO.,LTD



Type	OT Copper Circular Splice Terminal					
	Main size (mm)					
Type	Φ	H	L	R	R1	A
OT-10A	5.2	6	14.5	4.5	2	0.8
OT-20A	6.2	7	17	5.5	2.5	1
OT-30A	6.2	8.2	19	5.8	3.2	1.2
OT-40A	6.2	9	19.5	6.2	3.5	1.2
OT-50A	6.2	9	23	6.5	3.5	1.2
OT-60A	8.2	10	23	7	4	1.4

OTD Bimetal lugs

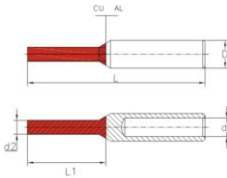
HEBEI LINGYUE ELECTRIC EQUIPMENT CO.,LTD



Type	D±0.5	d±0.3
OTD-25	11	7
OTD-35	13	9
OTD-50	14	10
OTD-70	16	12
OTD-95	18	13
OTD-120	21	15
OTD-150	22	16

SC (JGK) ring type copper cable lug

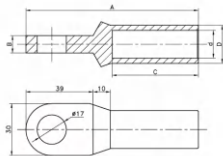
HEBEI LINGYUE ELECTRIC EQUIPMENT CO.,LTD



Item No.	Applicable Bolts	Dimensions(mm)			
		D	d	L1	L
SC(JGK)-1.5	Ø4 Ø5 Ø6	3.5	1.8	7.0	19.0
SC(JGK)-2.5	Ø4 Ø5 Ø6	4.0	2.5	7.0	19.0
SC(JGK)-4	Ø4 Ø5 Ø6	4.8	3.1	8.0	20.0
SC(JGK)-6	Ø5 Ø6 Ø8	5.5	3.8	9.0	24.0
SC(JGK)-10	Ø6 Ø8	6.7	5.0	9.0	25.0
SC(JGK)-16	Ø6 Ø8 Ø10	7.5	5.8	11.0	30.0
SC(JGK)-25	Ø6 Ø8 Ø10 Ø12	9.0	7.0	12.5	33.0

WXDT cable lug

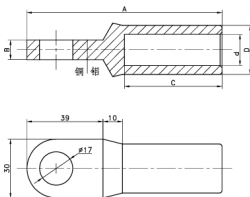
HEBEI LINGYUE ELECTRIC EQUIPMENT CO.,LTD



Type	Dimensions(mm)				
	Total length A±1	Plate Thickness B±0.2	Tube Length C±0.5	Inner d±0.2	Outer D±0.2
WXDT-35	100	10	50	8.5	12
WXDT-50	100	10	50	10	14
WXDT-70	100	10	50	12	16
WXDT-95	100	10	50	13	18
WXDT-120	100	10	50	15	20

WXDTL Bimetal cable lug

HEBEI LINGYUE ELECTRIC EQUIPMENT CO.,LTD



Type	Dimensions(mm)				
	Total length A±1	Plate Thickness B±0.2	Tube Length C±0.5	Inner d±0.2	Outer D±0.2
WXDTL-25	100	10	50	7	14
WXDTL-35	100	10	50	8.5	14
WXDTL-50	100	10	50	10	16
WXDTL-70	100	10	50	12	18
WXDTL-95	100	10	50	13	21

1.1 type suspension clamp

HEBEI LINGYUE ELECTRIC EQUIPMENT CO.,LTD



1.1 type suspension clamp are designed to suspend self supporting LV-ABC cable on the poles with the insulated neutral messenger.

Type	Cross section (mm ²)
1.1A	16-95
1.1B	16-95
1.1A	25-95

6-Pins Fiber Optic Dual Feeder Flexline Clamp

HEBEI LINGYUE ELECTRIC EQUIPMENT CO.,LTD



Clamp type	European standard	Cable type	Power (hybrid) cable and fiber optic cable
Size	DC Power Cable 12-22mm Diameter Fiber optic cable with an outer diameter of 7-8 mm	Number of cables	3 power cables + 3 fiber optic cables
Operating temperature	-50 °C ~ 85 °C	UV resistance	≥1000 hours
CompatibleMax. Diameter	19-25 mm	Compatible minimum diameter	5-7 mm
Material of double plastic clamps	PP, glass fiber reinforced, Black	Metal material	Stainless steel 304 or hot galvanized.
Mounting on	Steel wire cable tray	Maximum stack height	3
Survival Vibration	≥4 hours at resonant frequency	Limitation of environmental sustainability	Double cable weight

95 type suspension clamp

HEBEI LINGYUE ELECTRIC EQUIPMENT CO.,LTD

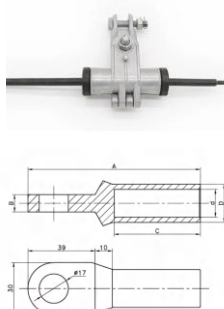


95 type suspension clamp is a kind of hanging clamp. Designed for suspension of LV-ABC lines.

Item number.	Section (mm ²)	Conductor (mm)	Breaking load
95A	25-95	7.5-16.5	10KN
95B	25-95	7.5-16.5	15KN

ADL suspension clamp

HEBEI LINGYUE ELECTRIC EQUIPMENT CO.,LTD



Item No.	LJG/T1179-1983		Length of cable clamp(mm)		Weight of cable clamp(KG)	
	Nominal cross-section (mm ²)	Outer diameter (mm)	Single vibrati	Double vibrati	Single vibrati	Double vibrati
ADL-95	95	12.48	1020	1350	1.1	2
ADL-120	120	14.25	1120	1470	1.4	2.4
ADL-150	150	15.75	1270	1680	1.5	2.4
ADL-185	185	17.50	1380	1830	1.8	3

Drop fiber cable clamp

HEBEI LINGYUE ELECTRIC EQUIPMENT CO.,LTD



Material	UV resistant plastic & stainless steel
Cable diameter	4-8mm
Working load	0.4 kN
Distance between supports	≤ 70 m
Operating temperature	from minus 40 °C to 50 °C
Mounting temperature	from minus 20 °C to 40 °C

DS Suspension clamp

HEBEI LINGYUE ELECTRIC EQUIPMENT CO.,LTD



The DS suspension clamps have a hinged plastic body equipped with a protective elastomer insert and an opening bracket. The clamp body is fixed by tightening the built-in bolt.

Item No.	Conductor(mm)
D58	8-12
DS12	12-16

HC hanging clamp(J hook type)

HEBEI LINGYUE ELECTRIC EQUIPMENT CO.,LTD



Item No.	Cable size, mm	MBL,KN	Weight, KG	Material
HC 5-8	5-8	4	0.19	Galvanized steel, UV resistant plastic
HC 8-12	8-12	4	0.19	
HC 10-15	10-15	4	0.19	
HC 15-20	15-20	4	0.19	

PGP Suspension Clamp

HEBEI LINGYUE ELECTRIC EQUIPMENT CO.,LTD



The PGP Suspension Clamp is used to fix and keep the tensile state of fiber on pigtail bolt or suspension bracket.

Item No.	Cross Section(mm ²)	Bolt
PGP	4-9	2

PGP2 suspension clamp

HEBEI LINGYUE ELECTRIC EQUIPMENT CO.,LTD



Product information: Fig 8 cable suspension clamp other called figure 8 cable suspension clamp is designed to suspend figure-8 fiber optic cable on short spans during outdoor FTTX transmission line constructions.

Item No.	Round cable diameter,mm	messenger diameter,mm	MBL,KN	Weight, KG	Material
PGP-2	4-5	5-9	8	0.19	UV resistant plastic& galvanized steel

PS1500 suspension clamp

HEBEI LINGYUE ELECTRIC EQUIPMENT CO.,LTD



PS1500 is supplied with preinstalled bracket. The upper bulge of the bracket prevents the clamp from turning over the bracket.

Item No.	Cross section(mm ²)	Breaking load
PS 1500	25-95	12 KN
PS 1500-1	25-95	12 KN
PS 1500-2	25-95	15 KN

SC-2 Suspension clamps

HEBEI LINGYUE ELECTRIC EQUIPMENT CO.,LTD

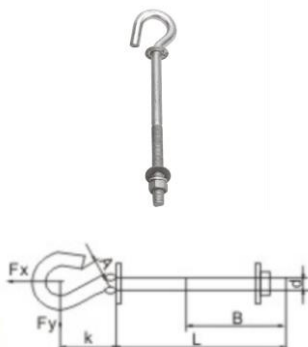


Optical fiber suspension clamp SC-2 designed to suspension round or flat ADSS or drop wire cable in FTTX construction.

Item No.	Cable Diameter	Material Breaking	Load(KN)	Weight(KG)
SC-2	4-8mm	Galvanized steel, Al-Alloy	2KN	85g

BH Hot Galvanizing Steel Hook

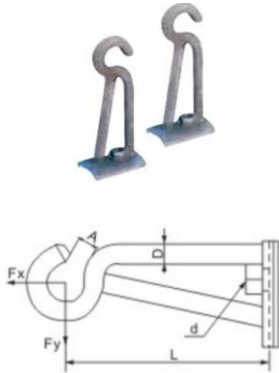
HEBEI LINGYUE ELECTRIC EQUIPMENT CO.,LTD



Item No.	Dimension(mm)					Breaking Load	
	D	L	B	A	K	Fx,kN	Fy,kN
BH 12/200	M12	200	120	18	60	4.8	1.5
BH 12/240	M12	240	120	18	60	4.8	1.5
BH 16/200	M16	200	120	18	70	9.6	2.4
BH 16/240	M16	240	120	18	70	9.6	2.4
BH 16/320	M16	320	120	18	70	9.6	2.4

BJ Hot Galvanizing Steel Hook

HEBEI LINGYUE ELECTRIC EQUIPMENT CO.,LTD

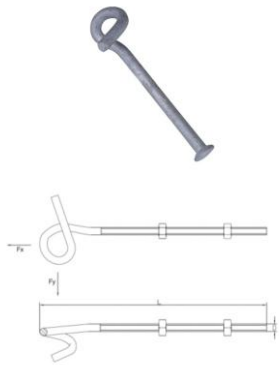


Item No.	Dimension(mm)				Breaking Load		
	d	D	L	A	F _x ,kN	F _y ,kN	Bec.r
BJ16	M16	16	206	20	9.7	6.2	1230
BJ20	M20	20	208	20	13.3	8.6	1900
Bj25	M24	25	290	24	24.6	19.5	3400

BJ series hot galvanizing steel hook is made of hot-dip galvanized steel.

BQ Electric Fitting J Pig Tail Cable Hook

HEBEI LINGYUE ELECTRIC EQUIPMENT CO.,LTD



Item No.	Dimension(mm)			Breaking Load	
	L	C	D	F _x ,kN	F _y ,kN
BQ 12-55	115	45	M12	2	0.4
BQ 12-250	310	220	M12	2	0.4
BQ 12-300	360	270	M12	2	0.4

BS Hot Galvanizing Steel Hook

HEBEI LINGYUE ELECTRIC EQUIPMENT CO.,LTD



Item No.	Dimension(mm)					Breaking Load	
	D	L	B	A	K	F _x ,kN	F _y ,kN
BS 16/200	M16	200	120	20	80	11.9	2.4
BS 16/240	M16	240	120	20	80	11.9	2.4
BS 16/320	M16	320	120	20	80	11.9	2.4
BS 20/200	M20	200	120	20	80	14.5	4.6

CA Aluminium Anchoring Clamp Bracket

HEBEI LINGYUE ELECTRIC EQUIPMENT CO.,LTD



Item No.	Breaking Load(KN)
CA1500	15
CA2000	20
CA2000 ENFORCED	20

CA25 Aluminum Alloy Anchor Bracket

HEBEI LINGYUE ELECTRIC EQUIPMENT CO.,LTD



CA 25 aluminum alloy anchor bracket is used for receiving LV ABC across a dead end clamp or suspension clamp.

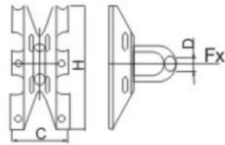
Item No.	Breaking Load(KN)
CA25A	2
CA25B	2

CD16 Galvanized Steel Fittings

HEBEI LINGYUE ELECTRIC EQUIPMENT CO.,LTD



CD16 hot galvanizing steel hook is used for aerial cables.



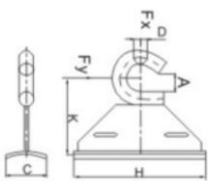
Item No.	Dimension(mm)				Breaking Load	
	D	A	H	C	Fx,kN	Fy,kN
CD16	16	18	200	96	17.4	13.3

CF series Hot Galvanizing Steel Pole Hook

HEBEI LINGYUE ELECTRIC EQUIPMENT CO.,LTD



CF series hot galvanizing steel hook is used for receiving LV ABC across a dead end clamp or suspension clamp.



Item No.	Dimension(mm)					Breaking Load		
	D	A	K	H	C	Fx,kN	Fy,kN	Bec.r
YJCF16	16	18	85	150	45	17.8	12.5	610
YJCF20	20	18	91	150	45	27.7	17.7	740

CR Series Aluminum Anchoring Bracket

HEBEI LINGYUE ELECTRIC EQUIPMENT CO.,LTD



CR aluminium alloy is used for receiving LV ABC across a dead end clamp or suspension clamp.

Item No.	Breaking Load(KN)
CR1500A	15
CR1500B	15

Cross-arm

HEBEI LINGYUE ELECTRIC EQUIPMENT CO.,LTD



The cross-arm is the important part of the tower, its function is used to install the insulator and the hardware to support the wire, overhead ground wire, and to keep a certain safety according to regulations;

Item No.	Designation
5/14	11holes/440mm
5/15	13 holes/820mm
5/19	15 holes/1090mm

Cross-arm brackets 5-19

HEBEI LINGYUE ELECTRIC EQUIPMENT CO.,LTD



Cross-arm brackets 5/19 was used for the installation of cross-arms on concrete poles used for low voltage (LV) networks.

Item No.	Designation
5/39	Pole steel plate

CS Aluminum Alloy Anchoring Bracket

HEBEI LINGYUE ELECTRIC EQUIPMENT CO.,LTD



CS-1500 aluminum alloy pole hook is used for receiving LV ABC across a dead end clamp or suspension clamp.

Item No.	Breaking Load(KN)
CS1500A	12
CS1500B	10

CS Aluminum Alloy Pole Support

HEBEI LINGYUE ELECTRIC EQUIPMENT CO.,LTD



CS1300 aluminum alloy pole support are used for receiving LV ABC across a dead end clamp or suspension clamp.

Item No.	Breaking Load(KN)
Cs1300	15

CS Suspension Clamp Bracket

HEBEI LINGYUE ELECTRIC EQUIPMENT CO.,LTD



CS1000 aluminum alloy pole bracket is used for receiving LV ABC across a dead end clamp or suspension clamp.

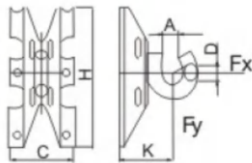
Item No.	Designation
CS1000	15

CS16 OHL hook bracket

HEBEI LINGYUE ELECTRIC EQUIPMENT CO.,LTD



Low voltage ABC hook CS16, also called OHL hook bracket, applied on main or end use electrical connections, up to 1 KV on dead-end or intermediate routes with tension or suspension clamps.



Item No.	Dimension(mm)					Breaking Load	
	D	A	K	H	C	Fx,kN	Fy,kN
CS16	16	18	67	200	96	17.4	13.3

CSA Cable Storage Assembly

HEBEI LINGYUE ELECTRIC EQUIPMENT CO.,LTD



ADSS Aerial Fiber Optic Cable Slack storage other called fiber optic outdoor cable loop bracket was designed to use as a storage for optical fiber cable slack during the construction of fiber optic cable projects.

Product code	Size,mm
CSA	800*800

CT Aluminum Alloy Pole Support

HEBEI LINGYUE ELECTRIC EQUIPMENT CO.,LTD

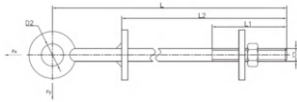


CT aluminum alloy pole support is used for receiving LV ABC across a dead end clamp or suspension clamp.

Item No.	Breaking Load(KN)
CT1500	10
Ct2000	15

EL Hot Galvanizing Steel Hook

HEBEI LINGYUE ELECTRIC EQUIPMENT CO.,LTD

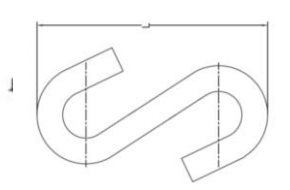


Item No.	Dimension(mm)					Breaking Load	
	D	A	K	H	C	F _x ,kN	F _y ,kN
EL 5561	80	240	290	M16	22	39.2	6.8
EL 5562	80	240	340	M16	22	39.2	5
EL 5574	100	300	400	M20	22	39.2	10

EL series hot galvanizing steel hook is made of hot-dip galvanized steel.

EL Link Hook

HEBEI LINGYUE ELECTRIC EQUIPMENT CO.,LTD



EL link hook is used as hangers between the pole support fitting and the Dead end clamp or suspension clamp in areas where damage to the LV-ABC line could be expected from falling tree.

Item No.	Dimension L(mm)	Breaking Load
EL	90	6

HS Hot Dipped Galvanized Strain Eye Bolt

HEBEI LINGYUE ELECTRIC EQUIPMENT CO.,LTD



Item No.	Dimension(mm)				Breaking Load		
	D	L	B	A	F _x ,kN	F _y ,kN	Bec.r
HS12	12	165	85	16	5.3	4.1	240
HS16	16	170	90	16	8.8	6.6	440
Hs20	20	165	65	18	16.6	12.9	730

HS series strain eye bolts are made of hot-dip galvanized steel.

LY-01 Galvanized steel hook

HEBEI LINGYUE ELECTRIC EQUIPMENT CO.,LTD



The universal bracket LY-01 is made from galvanized steel by cold stamping production method.

Model	Size	Material	Thickness of steel	MBL	Weight
LY-01	64×64×56mm	Dacromet or galvanized steel	2.0mm	1.5kN	125g

LY-02 Bracket C Type Hook Clamp

HEBEI LINGYUE ELECTRIC EQUIPMENT CO.,LTD



The C-type hook is a wall mounted fiber optic accessory used in outdoor or indoor.

Model	Size	Material	Thickness of steel	MBL	Weight
LY-02	70*27mm	Dacromet or galvanized steel	4.0mm	1kN	6mm/8mm

LY-03 FTTH BRACKET PIGTAIL TYPE

HEBEI LINGYUE ELECTRIC EQUIPMENT CO.,LTD



Pigtail type hook eliminates loose of drop wire clamp like ODWAC, during of usage period.

Model	Size	Material	Thickness of steel	MBL
LY-03	52mm	Dacromet or galvanized steel	3.0mm	1kN

LY-06 Galvanized steel hook for fiber optic cables

HEBEI LINGYUE ELECTRIC EQUIPMENT CO.,LTD



FTTH span clamp other calls FTTH draw hook is designed to suspend and support optical figure 8 cable or round drop wire during outdoor aerial FTTH network constructions.

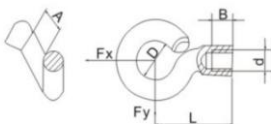
Jaws Material	Galvanized Steel,Stainless steel
Bolt & Nut Material	Aluminum alloy
Round able size, mm	2-5
MBL,KN	1KN

PD Electric Wire Fitting Nut Hook

HEBEI LINGYUE ELECTRIC EQUIPMENT CO.,LTD



Item No.	Dimension(mm)					Breaking Load		
	d	D	L	B	A	Fx,kN	Fy,kN	Bec.r
PD16	M16	38	76	18	20	15.4	2	440
PD20	M20	38	76	18	20	15.4	4	550



POLELINE BOLT

HEBEI LINGYUE ELECTRIC EQUIPMENT CO.,LTD



Product code	Material	Nut	Diameter, mm	Length, mm	Thread length, mm	MBL,KN
B-16-300-140	Hot dip galvanized steel	M24	16	300	140	10

ST Hot Galvanizing Steel Hook

HEBEI LINGYUE ELECTRIC EQUIPMENT CO.,LTD



ST101.1 and ST101.2 hot galvanizing steel hook are made of hot-dip galvanized steel.

Item No.	Dimension(mm)					Breaking Load	
	D	L	L1	A	K	Fx,kN	Fy,kN
ST101.1	M20	243	110	24	77	30.6	6.7
ST101.2	M20	303	140	24	77	30.6	6.7

TFA-N ADSS CLAMP TENSION BRACKET

HEBEI LINGYUE ELECTRIC EQUIPMENT CO.,LTD

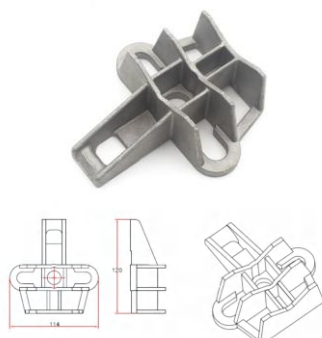


ADSS suspension clamp is designed to suspension or support round ADSS cable during outdoor overhead FTTX ;

Product code	Material	MBL, KN	Weight, KG
TFA-N	Galvanized steel	15	0.48

UPB Pole Bracket Made of Aluminum Alloy

HEBEI LINGYUE ELECTRIC EQUIPMENT CO.,LTD



The UPB universal bracket is a pole hardware made of aluminum alloy offering high mechanical properties.

Item No.	Breaking Load
UPB	15kN

YK-P-02 High quality galvanized iron fastening hook

HEBEI LINGYUE ELECTRIC EQUIPMENT CO.,LTD



YK-P-02 is designed for supporting installation of optical cable on intermediate supports of overhead lines with voltage up to 20 kV, city power supply facilities (street lighting, ground electric transport).

Material	Galvanized iron	Max.Working load(along the fiber optic communication line axis)	2 kN
Weight	510 g	Max.Working Load(Vertical)	2 kN

2.1 tension clamp

HEBEI LINGYUE ELECTRIC EQUIPMENT CO.,LTD



2.1 tension clamp is used to anchor and tighten insulated service line on poles or walls.

Type	Cross section(mm ²)
2.1	16-25

AC-O-05 tension clamp

HEBEI LINGYUE ELECTRIC EQUIPMENT CO.,LTD



The AC-O-05 UV Protect Dead End Clamp is designed for a fast, easy and reliable dead-ending of fiber optic cables on access networks with spans up to 100 m.

Item No.	Cross section(mm ²)	Conductor(mm)	Breaking Load(KN)
AC-O-05	16-25	3-7	3
AC-O-08	16-25	6-8	4
AC-O-10	16-25	8-10	5

AC-O-06 and AC-O-07 tension Clamp

HEBEI LINGYUE ELECTRIC EQUIPMENT CO.,LTD



The AC-O-06 and AC-O-07 Dead End Clamp are applicable to fix the self-supporting insulated cable.

Item No.	Cross section(mm ²)	Conductor(mm)	Breaking Load(KN)
AC-O-06	16-25	3-6	3
AC-O-07	16-35	3-7	5

AC-O-07-500 tension clamp

HEBEI LINGYUE ELECTRIC EQUIPMENT CO.,LTD



The Dead End Clamp are applicable to fix the self-supporting insulated cable.

Item No.	Cross section (mm ²)	Conductor(mm)	Breaking Load(KN)
AC-O-07-500	16-25	3-7	7
AC-O-10-500	16-25	6-10	10

DCR-1 tension clamp

HEBEI LINGYUE ELECTRIC EQUIPMENT CO.,LTD



DCR-1 tension clamp is used to anchor and tighten insulated service line on poles or walls

Type	Cross section(mm ²)
DCR-1	1*4/1*25

DCR-2 tension clamp

HEBEI LINGYUE ELECTRIC EQUIPMENT CO.,LTD



DCR-2 tension clamp is used to anchor and tighten insulated service line on poles or walls.

Type	Cross section(mm ²)
DCR-2	2*4/2*25

JBG tension clamp

HEBEI LINGYUE ELECTRIC EQUIPMENT CO.,LTD



JBG series dead end clamp is used for LV-ABC lines with insulated neutral messenger.

Item No.	Cross section (mm ²)	Messsenger DIA. (mm)	Breaking Load
JBG-1000	25-35	8-11	10 KN
JBG-1500	50-70	11-14	15 KN
JBG-2000	70-95	14-16	20 KN

LA1 tension clamp

HEBEI LINGYUE ELECTRIC EQUIPMENT CO.,LTD



LA1 tension clamp is used to anchor and tighten insulated service line with 4 conductors.

Type	Cross section(mm ²)
LA1	4*16/4*25

LA2 tension clamp

HEBEI LINGYUE ELECTRIC EQUIPMENT CO.,LTD



LA2 tension clamp is used to anchor and tighten insulated service line with 4 conductors.

Type	Cross section(mm ²)
La2	2*6/2*16

PA-01-SS tension clamp

HEBEI LINGYUE ELECTRIC EQUIPMENT CO.,LTD



Part #	Designation	Cable 0	Weight	Package
0318	AKADSS 10	8-12 mm		
0319	AKADSS 12	10-14 mm		
1244	AKADSS 14	12-16 mm	0.40 kg	30
0321	AKADSS 16	14-18 mm		
0322	AKADSS 18	16-19 mm		

PA-07 tension clamp

HEBEI LINGYUE ELECTRIC EQUIPMENT CO.,LTD



AVERAGE NO.	DESCRIPTION	UNIT	DATA
1	Item number:		PA07
2	International standard it complies with		NFC 33-041
3	Conductor size range	mm	3-8
4	Connector core color		BLACK
5	Body material		UV STABILIZED THERMOPLASTICNylon with fiberglass, aluminum alloy
6	Collateral material		Stainless steel 304 handrail
7	Breaking load	kN	5

PA-08 tension clamp

HEBEI LINGYUE ELECTRIC EQUIPMENT CO.,LTD



AVERAGE NO.	DESCRIPTION	UNIT	DATA
1	Item number:		PA08
2	International standard it complies with		NFC 33-041
3	Conductor size range	mm	4-9
4	Connector core color		BLACK
5	Body material		UV STABILIZED THERMOPLASTIC Nylon with fiberglass, aluminum alloy
6	Collateral material		Stainless steel 304 handrail
7	Breaking load	kN	7

PA25 tension clamp

HEBEI LINGYUE ELECTRIC EQUIPMENT CO.,LTD



Item No.	Cross section (mm ²)	Messsenger DIA. (mm)	Breaking load
PA25	2× (16-25)	4-8	2 KN
PA25A	4× (16-25)	4-8	2 KN
PA25B	2× (16-25)	4-8	2 KN
PA25BS	2× (16-25)	6-10	2.5KN
PA25C	4× (16-25)	4-8	2 KN
PA25CS	4× (4-35)	4-10	2 KN

PA235 and PA435 tension clamp

HEBEI LINGYUE ELECTRIC EQUIPMENT CO.,LTD



Item number.	Section (mm ²)	Material	Conductor (mm)	Breaking load
PA235	2X(16-35)	Nylon, Steel	3-6	6.5KN
PA435	4X(16-35)	Nylon, Steel	3-6	8KN

PA1500 tension clamp

HEBEI LINGYUE ELECTRIC EQUIPMENT CO.,LTD



PA1500 tension clamp is used to anchor and tighten insulated service line on poles or walls.

Type	Cross section(mm ²)
PA1500	25-50

PA2000 tension clamp

HEBEI LINGYUE ELECTRIC EQUIPMENT CO.,LTD



PA2000 tension clamp is used to anchor and tighten insulated service line on poles or walls.

Type	Cross section(mm ²)
PA2000	54.6-70

PAG tension clamp

HEBEI LINGYUE ELECTRIC EQUIPMENT CO.,LTD



PAG Series dead end clamp is designed to anchor self-supporting LV-ABC lines with 2 to 4 cores.

Item No.	Cross section (mm ²)	Messsenger DIA. (mm)	Breaking load
PAG1	2*(16-35)	4-8	6kN
PAG2	4*(16-35)	4-8	8kN

PAL tension clamp

HEBEI LINGYUE ELECTRIC EQUIPMENT CO.,LTD



Item No.	Section (mm ²)	Conductor (mm)	Breaking load
PAL-500	16-35	8-11	6KN
PAL-1000	25-35	8-11	10KN
PAL-1500	35-70	10-14	15KN
PAL-1500	50-70	12-14	15KN
PAL-2000	70-95	14-16	15KN
PAL-2500	120-150	16-20	20KN

PAM tension clamp

HEBEI LINGYUE ELECTRIC EQUIPMENT CO.,LTD




This anchoring assembly is used for the single anchoring of A.B.C. (Aerial Bundled Conductors) with insulated neutral messenger.

Type	Cross section(mm ²)
PAM-06	16-20mm ²
PAM-07	16-25mm ²
PAM-08	16-25mm ²
PAM-09	16-25mm ²

PAM wedge tension clamp

HEBEI LINGYUE ELECTRIC EQUIPMENT CO.,LTD



Type	Cross section(mm ²)
PAM-06	16-20mm ²
PAM-07	16-25mm ²
PAM-08	16-25mm ²
PAM-09	16-25mm ²

PAM-08 tension clamp

HEBEI LINGYUE ELECTRIC EQUIPMENT CO.,LTD



PAM-08 is a kind of fiber optic cable fitting, which is used to fix the Figure 8 cable with steel wire (diameter ϕ 5-6.8mm).

Material	Aluminum alloy	Cable size	ϕ 5~6.8mm
Tensile load	6KN	Operating temperature.	-40°C ~ +60°C

PAR tension clamp

HEBEI LINGYUE ELECTRIC EQUIPMENT CO.,LTD



The PAR series anchor clamp is designed for service line with 2 or 4 conductors.

Item No.	Cross section (mm ²)	Messenger DIA. (mm)	Breaking load
PAR20	2× (16-25)	10-16	2.5 KN
PAR21	2×4 -4×25	4-19	2.5 KN

PAS tension clamp

HEBEI LINGYUE ELECTRIC EQUIPMENT CO.,LTD

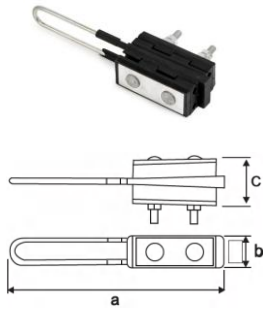


Used for the termination of 2 or 4 cores overhead cable to poles or walls by means of standard hooks.

Item No.	Cross section (mm ²)	Messenger DIA. (mm)	Breaking load
PAS	4*(16-35)	4-11	4kN

RPA tension clamp

HEBEI LINGYUE ELECTRIC EQUIPMENT CO.,LTD



RPA series dead end clamps are designed to anchor self-supporting LV-ABC lines with 2 to 4 cores.

Item No.	Cross section (mm ²)	Messenger DIA. (mm)	Breaking load
RPA 425/50	4*(25-50)	10-12	15kN
RPA 450/120	4*(50-120)	11-17	20kN

STA tension clamp

HEBEI LINGYUE ELECTRIC EQUIPMENT CO.,LTD



STA tension clamp is used to anchor and tighten insulated service line on poles or walls.

Type	Cross section(mm ²)
STA	1*10/1*16

STB tension clamp

HEBEI LINGYUE ELECTRIC EQUIPMENT CO.,LTD



STB tension clamp is used to anchor and tighten insulated service line with 2 conductors.

Type	Cross section(mm ²)
STB	2*16/2*25

STC tension clamp

HEBEI LINGYUE ELECTRIC EQUIPMENT CO.,LTD



STC tension clamp is used to anchor and tighten insulated service line with 4 conductors.

Type	Cross section(mm ²)
STC	4*16/4*25

STD tension clamp

HEBEI LINGYUE ELECTRIC EQUIPMENT CO.,LTD



STD tension clamp is used to anchor and tighten insulated service line with 4 conductors.

Type	Cross section(mm ²)
STD	1*16/1*70

1070-B2 Fiber Optic Wire Clamp

HEBEI LINGYUE ELECTRIC EQUIPMENT CO.,LTD



This branch wire clamp is designed to connect triplex overhead entry cable to devices or buildings.

Distribution box material	Nylon (UV resistant)	Hook material	Stainless steel 201 304 for option
Clamp type	1-2 pairs of wire clamps	Weight	40 g

1070-C UV Resistance Nylon Fiber Optic Cable Clamp

HEBEI LINGYUE ELECTRIC EQUIPMENT CO.,LTD



This branch wire clamp is designed to connect triplex overhead entry cable to devices or buildings.

Distribution box material	Nylon (UV resistant)	Hook material	Stainless steel 201 304 for option
Clamp type	1-2 pairs of wire clamps	Weight	40 g

1074 Self-adjusting optical fiber clamp

HEBEI LINGYUE ELECTRIC EQUIPMENT CO.,LTD



This fishing Clamp is also called self-adjusting optical fiber clamp, which is designed to fix or support flat and round wires, which is an aerial outdoor solution.

Type	Cable size (mm)	MBL (book)	Material
Fishing clamp	Φ3.0 ~ 3.5 3.0*2.0 5.0*2.0	0.50	UV resistant plastic/Stainless steel

1074-2 UV Resistant Thermoplastic Fish Clamp

HEBEI LINGYUE ELECTRIC EQUIPMENT CO.,LTD



Code	Material	Round Cable Size	Material	
1074-2	Alloy for anchor body; 201 stainless steel for wire	3-7mm	SS Wire Bail Alloy for anchor body; 201 stainless steel for wire	
Weight	Dimension	Application	Weight	Dimension
26.2g	126.5mm*40mm* 20mm(L*W*D)	Tension Clamp for figure 8 cable	26.2g	126.5mm*40 mm*20mm (L*W*D)

ACC Drop Cable Clamp

HEBEI LINGYUE ELECTRIC EQUIPMENT CO.,LTD



Product Name	Drop Cable Clamp
Item No.	ACC
Cable Diameter	2-6 mm
Weight	0.05Kg
Material	Plastic
MBL,KN	1

AC-H-6 Dead End Clamp for Fiber Cable

HEBEI LINGYUE ELECTRIC EQUIPMENT CO.,LTD

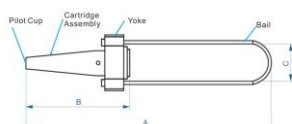


AC-H-6 Dead End Clamp for fiber cable is designed to fix and keep the tensile state of fiber. Clamp body is made of galvanized steel or chrome plated element.

Item No.	Conductor(mm)	Breaking Load(KN)
AC-H-6	2×(3-6)	2

ASD Automatic clamps for bare wire

HEBEI LINGYUE ELECTRIC EQUIPMENT CO.,LTD



Item number.	DepositΦ (mm)	Dimension(mm)			Wire range(mm)	
		A	B	C	Inch	mm
ASD3/16	4.5	166.0	78.0	24.0	0.138~0.212	3.50~5.40
ASD1/4	5.2	200.0	100.0	31.0	0.214~0.268	5.45~6.80
ASD5/16	7.0	240.0	115.0	38.0	0.270~0.335	6.85~8.50
ASD3/8	8.0	297.0	130.0	43.0	0.331~0.386	8.55~9.80

D3 DROP CABLE CLAMP

HEBEI LINGYUE ELECTRIC EQUIPMENT CO.,LTD



This clamp's body and wedges are made of high strength, UV resistant thermoplastic, reinforced by fiberglass.

Product code	Flat cable size(w*h)mm	Material	MBL,KN
D3	< 4* < 5	UV resistant plastic	0.5

DCC-H15 Drop Cable Clamp

HEBEI LINGYUE ELECTRIC EQUIPMENT CO.,LTD



Anchoring, drop wire clamp for FTTH network - wedge tension cable clamp is suitable for cables with the diameter from 0.08 to 0.27" (2 - 7 mm)

- ★Maximum spans between fastening points 131 ft. (40 m);
- ★Working load – up to 0.5 kN;
- ★Breaking load – 1.1 kN;
- ★Loop thickness – 0,11" (3 mm);
- ★Operating temperatures -40 to +140°F (-40°C – +60°C).

ODWAC-15 Drop wire anchoring clamps

HEBEI LINGYUE ELECTRIC EQUIPMENT CO.,LTD



Optical fiber drop wire clamps are easily to be pick up according to mechanical resistance and diameter of cables' wire of messenger.

Type	Cable size, mm	MBL, kN	Length, mm	Weight (g)
ODWAC-15	5 x 12	0.7	155	30

ODWAC-22 FTTH Drop Fiber Cable Wire Clamp

HEBEI LINGYUE ELECTRIC EQUIPMENT CO.,LTD



Anchor clamp ODWAC-22 (metal) is designed for anchor (tension) fastening of subscriber flat cable (Drop cable FTTH) on pylons of overhead power lines (VLI 0.4/1 kV) and various structures.

Product Model	Cable size,mm	MBL,KN	Weight.kg
ODWAC-22	6*13	1.2	0.04

ODWAC-22P FTTH Drop Fiber Cable Wire Clamp

HEBEI LINGYUE ELECTRIC EQUIPMENT CO.,LTD



Fiber Drop Clamp ODWAC-22p, other called drop wire clamp 2-pair stainless steel is designed to tension and suspension flat fiber optical cable or telephone drop wire cable on dead-end or intermediate routes during FTTH,FTTX, FTTB outdoor network constructions.

Model	Flat cable size (mm)	Material	MBL,KN	Length, mm
ODWAC-22P	< 6x < 13	Stainless steel and UV resistant plastic	0.8	220

ODWAC-22S Fiber Optic Drop Cable Clamp

HEBEI LINGYUE ELECTRIC EQUIPMENT CO.,LTD

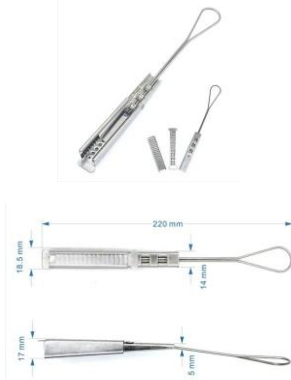


Fiber Drop Clamp ODWAC-22S, other called drop wire clamp 2-pair stainless steel is designed to tension and suspension flat fiber optical cable or telephone drop wire cable on dead-end or intermediate routes during FTTH,FTTX, FTTB outdoor network constructions.

Model	Flat cable size (mm)	Material	MBL,KN	Length, mm	Weight, kg
ODWAC-22S	< 6x < 13	Stainless steel	0.5	220	0.04

ODWAC-26 Fiber Optic Drop Cable Clamp

HEBEI LINGYUE ELECTRIC EQUIPMENT CO.,LTD



Stainless steel drop wire clamp is a type of wire clamp that is widely used to secure telephone wire to span clamps, drive hooks and various drop fixtures.

Material	Stainless steel	Gasket material	Metallic
Form	Wedge-shaped body	Shim style	Dimpled gasket
Clamp type	1-2 pairs of wire clamps	Weight	45 g

ODWAC-HY Fiber Optic Drop Cable Clamp

HEBEI LINGYUE ELECTRIC EQUIPMENT CO.,LTD



Workload	1,0 kN
Clamped cable dimensions	5×13 mm
Distance between supports	≤ 50 m
Case material	stainless steel
Loop material	High-strength UV-resistant polymer
Operating temperature	from minus 40 °C to 50 °C

ODWAC-L Fiber Optic Drop Cable Clamp

HEBEI LINGYUE ELECTRIC EQUIPMENT CO.,LTD



ODWAC-L Fiber Optic Drop Cable Clamp is designed to tension and support flat fiber optical cable on dead-end or intermediate routes during FTTH network constructions.

Product code	Flat cable size(w*h)mm	Material	MBL,KN
ODWAC-L	< 6x < 13	Aluminum	1.0

ODWAC-P Fiber Optic Drop Cable Clamp

HEBEI LINGYUE ELECTRIC EQUIPMENT CO.,LTD



stamp	ODWAC-P
Material of manufacture	UV-resistant plastic
workload, kn	0.6
maximum destructive load, kn	0.8
diameter of clamped cable, mm	2-5/3-11
temperature range, °C	from minus 40 ° C to plus 55 ° C

S type Fiber Optic Drop Cable Clamp

HEBEI LINGYUE ELECTRIC EQUIPMENT CO.,LTD



Material	UV resistant plastic & stainless steel
Flat cable size (w*h)	2.0*3.0mm or 2.0*5.0 mm, with steel messenger
MBL,KN	0.5
Length	135 mm

SS type Fiber Optic Drop Cable Clamp

HEBEI LINGYUE ELECTRIC EQUIPMENT CO.,LTD

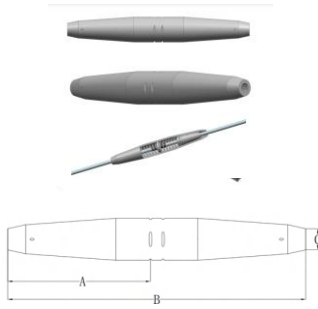


SS Fix branch wire clamp is also called insulated/plastic branch wire clamp.

Ring fitting material	Stainless steel
Base material	ABS
Size	180x27x22 mm
Weight	59 g

GLS Steel Guy Wire

HEBEI LINGYUE ELECTRIC EQUIPMENT CO.,LTD

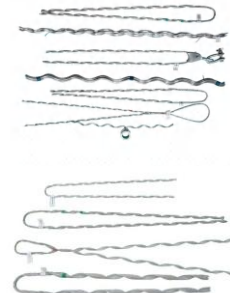



The GUY-LINK is used primarily by telephone and electric utilities to terminate strand or rod at the pole top and at the anchor eye.

Product Parameter Automatic Strand Link (AB)							
Model and specification	A	B	C	Applicable range of steel strand (mm)	Applicable range of steel strand (inch)	grip (N)	Nominal load (N)
GLS 3/8	79.3	165.5	11.6	7.5-9.5	0.295-0.375		

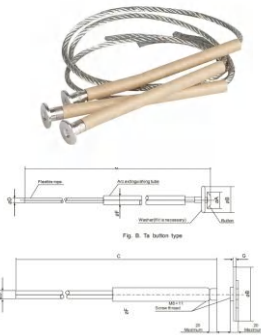
Guy grips

HEBEI LINGYUE ELECTRIC EQUIPMENT CO.,LTD



KB KU KS Type Fuse Links

HEBEI LINGYUE ELECTRIC EQUIPMENT CO.,LTD



Rated Current(A)	Dimensions(mm)					Quantity/ carton
	A	B	C	D	F	
1 to 25	12.5±0.2	19.0±0.2	Note 1	2	6.5	500
30 to 40	12.5±0.2	19.0±0.2	Note 1	3	8	500
50 to 100	19.0±0.3	Not applicable	Note 1	5	10	250
140 to 200	19.0±0.3	Not applicable	Note 1	7	12	150

C1 fuse cutout

HEBEI LINGYUE ELECTRIC EQUIPMENT CO.,LTD



Type	C1-12 /100A	C1-12 /200A	C1-15 /100A	C1-15 /200A	C1-24 /100A	C1-24 /200A	C1-36 /100A	C1-36 /200A
Nominal voltage (kV)	12KV-15KV	12KV-15KV	15KV-27KV	15KV-27KV	24KV	24KV	36KV	36KV
Rated current (A)	100	200	100	200	100	200	100	200
Breaking current (A)	6300	10000	8000	12500	8000	10000	8000	10000
Impulse Voltage (BIL)	110	110	125	125	150	150	170	170
Frequency withstand voltage (kV)	40	40	45	45	65	65	70	70
Leakage distance (mm)	250	250	340	340	520	520	660	660

HRW Drop out fuse cutout

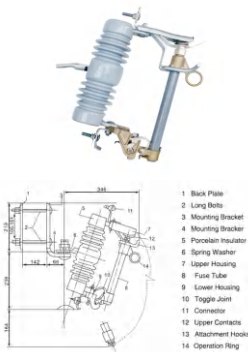
HEBEI LINGYUE ELECTRIC EQUIPMENT CO.,LTD



Type	HRW12-11~15(F)/100/200	HRW12-24~27/100/200	HRW12-24~27(F)/100/200	HRW12-33~36/100/200	HRW12-33~36(F)/100/200
Rated Voltage	11~15KV	24~27KV	24~27KV	33~36KV	33~36KV
Rated Current	100A,200A	100A,200A	100A,200A	100A,200A	100A,200A
Breaking Current	10KA,12.5KA	10KA,12.5KA	10KA,12.5KA	10KA,12.5KA	10KA,12.5KA
Impulse Voltage	110KV	150KV	150KV	195KV	195KV
Power frequency withstand voltage	45KV	70KV	70KV	85KV	85KV
Leakage distance	480mm	660mm	660mm	825mm	1080mm
Weight	6KGS,6.5KGS	6KGS,6.5KGS	6KGS,6.5KGS	6.5KGS,7KGS	6.5KGS,7KGS
Dimensions	480x480x145mm	520x370x135mm	510x400x145mm	615x400x145mm	670x380x135mm

PRW type high voltage porcelain fuse cutout

HEBEI LINGYUE ELECTRIC EQUIPMENT CO.,LTD



Type	Rated Voltage (kv)	Rated Current (A)	Rated Breaking Current (A)	Power Frequency Withstand Voltage Wet (kv)	Power Frequency Voltage dry Voltage (kv)	impulse Withstand (kv)	Leakage Distance (mm)	Weight (mm)
PRW12-12/100-290-210	12	100	10	42	35	75	210	5.1
PRW12-12/200-290-210	12	200	10	42	35	75	210	5.2
HPRW12-12/100-315-420	12	100	10	42	35	75	420	3.7
HPRW12-12/200-315-420	12	200	10	42	35	75	420	3.7
PRW12-24/100-375-340	24	100	10	50	45	125	340	6.1

RW drop out fuse cutout

HEBEI LINGYUE ELECTRIC EQUIPMENT CO.,LTD



Type	RW12-11~15/100/200	RW12-11~15(F)/100/200	RW12-33~36/100/200	RW12-33~36(F)/100/200
Rated Voltage	11~15KV	11~15KV	33~36KV	33~36KV
Rated Current	100A, 200A	100A, 200A	100A, 200A	100A, 200A
Breaking Current	10KA, 12.5KA	10KA, 12KA	10KA, 12.5KA	10KA, 12.5KA
Impulse Voltage	110KV	110KV	170KV	170KV
Power frequency withstand voltage	45KV	40KV	70KV	70KV
Leakage distance	372mm	372mm	660(720)mm	660(720)mm
Weight	5KGS, 5.5KGS	8.5KGS, 9KGS	14.5KGS, 15KGS	15.5KGS, 16KGS
Dimensions	520x400x140mm	580x400x150mm	620x380x170mm	640x450x170mm

Drop-out surge arrester

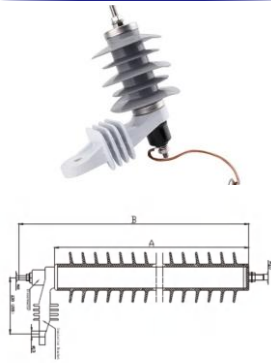
HEBEI LINGYUE ELECTRIC EQUIPMENT CO.,LTD



Model type	Nominal voltage (kv)	Maximum system voltage (kv)	MTSOV (KV)	Operating current (KA)	Steep current momentum (KV)	Switching current impulse (kv)	Lightning current impulse (kv)	Withstand current rectangular impulse 2000s (A)
DIH5W-10	10	11	8.4	5	36	30	23	100-250
DIH10W-10	10	11	8.4	10	36	30	23	250-550
DIH5W-15	15	17	12.7	5	47.5	38.5	45	100-250
DIH10W-15	15	17	12.7	10	47.5	38.5	45	250-550
DYH5W-21	21	22	17	5	66.5	53.9	63	100-250

YH5W surge arrester

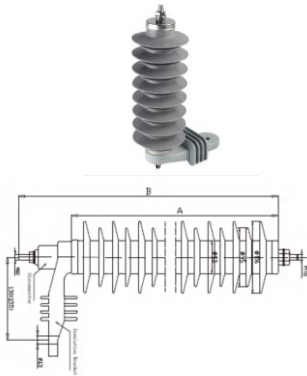
HEBEI LINGYUE ELECTRIC EQUIPMENT CO.,LTD



Item No.	Rated Voltage (kV)	MCOV (kV)	1/4 μ s Lightning Current Impulse	8/20 μ s Lightning Current Impulse	30/60 μ s Switching Current Impulse	2000 μ s Rectangular Current Impulse Withstand	4/10 μ s High Current Impulse Withstand
(HY)YH5W-3	3	2.55	11.3	9	8.9	150	65
(HY)YH5W-6	6	5.1	22.6	18	16.8	150	65
(HY)YH5W-9	9	7.05	33.7	27	23.8	150	65
(HY)YH5W-10	10	8.4	36	30	23	150	65
(HY)YH5W-11	11	9.4	40	33	30	150	65

YH10W surge arrester

HEBEI LINGYUE ELECTRIC EQUIPMENT CO.,LTD



Item No.	Rated Voltage (kV)	MCOV (kV)	1/4 μ s Lightning Current Impulse	8/20 μ s Lightning Current Impulse	30/60 μ s Switching Current Impulse	2000 μ s Rectangular Current Impulse Withstand	4/10 μ s High Current Impulse Withstand
(HY)YH10W-3	3	2.55	11.3	9	8.9	250	100
(HY)YH10W-6	6	5.1	22.6	18	16.8	250	100
(HY)YH10W-9	9	7.05	33.7	27	23.8	250	100
(HY)YH10W-10	10	8.4	36	30	23	250	100
(HY)YH10W-11	11	9.4	40	33	30	250	100

Disconnect switch



GN1-12G(D)



GN19-12(C)



GW9



HGW9



RGW1



GW9




HGW9



HGW9

Insulator


Composite Insulator



Porcelain Insulator



Glass Insulator



Electric power cable




Stranded bare copper



ACSR bare Aluminum



AAAC Alloy Bare Aluminum




AAC Bare Aluminum



Aluminum Power Cable





HEBEI LINGYUE ELECTRIC EQUIPMENT CO., LTD;

Address : NanTou Village ,LvGongBao Town ,
Renqiu City ,Hebei Province ,China

Website: <https://www.lingyuepower.com>